

# Product Datasheet

## PSD-95 Antibody (SR38-09)

### NBP2-67322

Unit Size: 100 ul

Store at 4C short term. Aliquot and store at -20C long term. Avoid freeze-thaw cycles.

[www.novusbio.com](http://www.novusbio.com)



[technical@novusbio.com](mailto:technical@novusbio.com)

Protocols, Publications, Related Products, Reviews, Research Tools and Images at:  
[www.novusbio.com/NBP2-67322](http://www.novusbio.com/NBP2-67322)

Updated 1/3/2023 v.20.1

Earn rewards for product  
reviews and publications.

Submit a publication at [www.novusbio.com/publications](http://www.novusbio.com/publications)

Submit a review at [www.novusbio.com/reviews/destination/NBP2-67322](http://www.novusbio.com/reviews/destination/NBP2-67322)



**NBP2-67322**

PSD-95 Antibody (SR38-09)

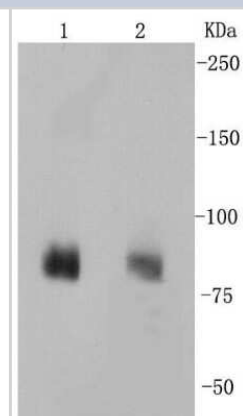
Product Information	
Unit Size	100 ul
Concentration	1 mg/ml
Storage	Store at 4C short term. Aliquot and store at -20C long term. Avoid freeze-thaw cycles.
Clonality	Monoclonal
Clone	SR38-09
Preservative	0.05% Sodium Azide
Isotype	IgG
Purity	Protein A purified
Buffer	TBS (pH7.4), 0.05% BSA, 40% Glycerol

Product Description	
Host	Rabbit
Gene Symbol	DLG4
Species	Human, Mouse, Rat
Immunogen	Synthetic peptide within human PSD-95 aa 1-40. (SwissProt: P78352 Human; SwissProt: Q62108 Mouse; SwissProt: P31016 Rat)

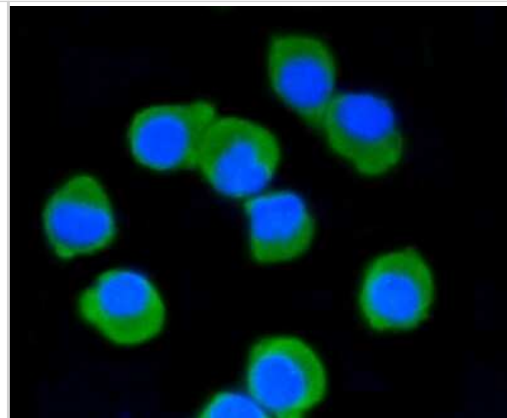
Product Application Details	
Applications	Western Blot, Flow Cytometry, Immunocytochemistry/ Immunofluorescence, Immunohistochemistry, Immunohistochemistry-Paraffin, Immunoprecipitation
Recommended Dilutions	Western Blot 1:500, Flow Cytometry 1:50-1:100, Immunohistochemistry, Immunocytochemistry/ Immunofluorescence 1:50-1:200, Immunoprecipitation, Immunohistochemistry-Paraffin 1:200

**Images**

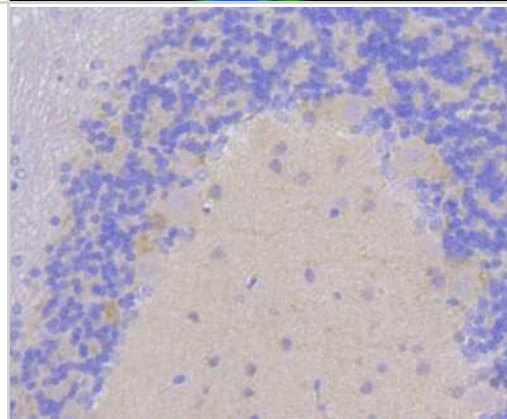
Western Blot: PSD-95 Antibody (SR38-09) [NBP2-67322] - Analysis of PSD95 on different lysates using anti-PSD95 antibody at 1/1,000 dilution. Positive control: Lane 1: Mouse brain Lane 2: Human brain



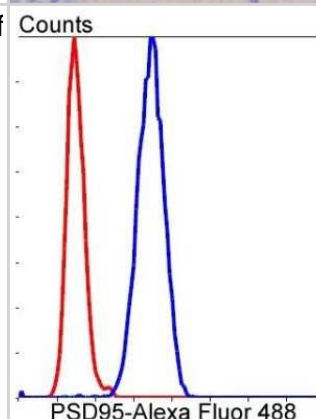
Immunocytochemistry/Immunofluorescence: PSD-95 Antibody (SR38-09) [NBP2-67322] - Staining PSD95 in N2A cells (green). The nuclear counter stain is DAPI (blue). Cells were fixed in paraformaldehyde, permeabilised with 0.25% Triton X100/PBS.



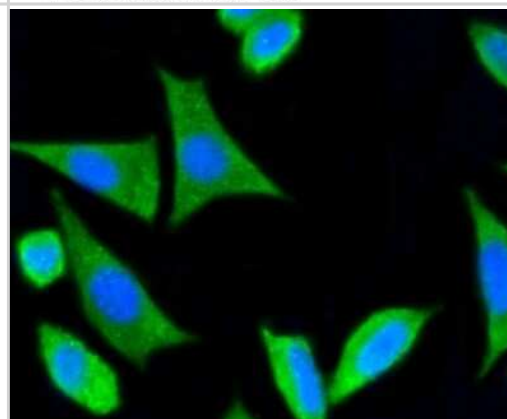
Immunohistochemistry-Paraffin: PSD-95 Antibody (SR38-09) [NBP2-67322] - Analysis of rat cerebellum tissue using anti-PSD95 antibody. Counter stained with hematoxylin.



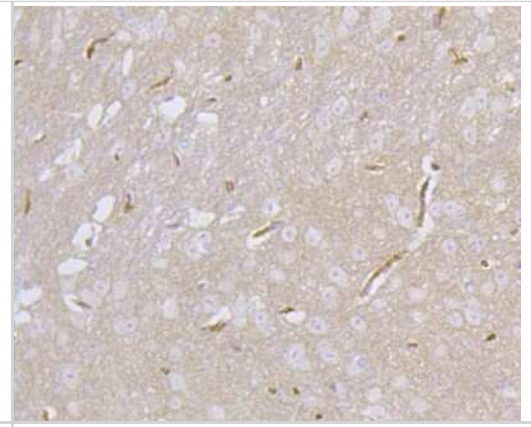
Flow Cytometry: PSD-95 Antibody (SR38-09) [NBP2-67322] - Analysis of SH-SY-5Y cells with PSD95 antibody at 1/50 dilution (blue) compared with an unlabelled control (cells without incubation with primary antibody; red). Alexa Fluor 488-conjugated goat anti rabbit IgG was used as the secondary antibody.



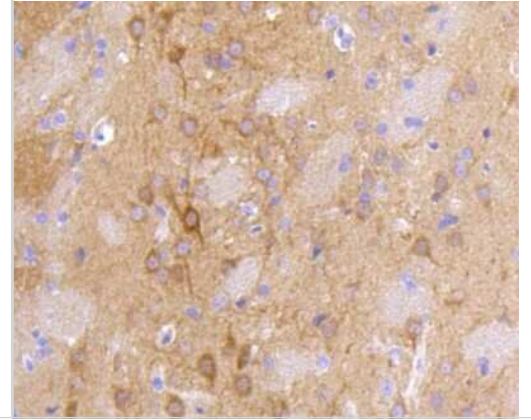
Immunocytochemistry/Immunofluorescence: PSD-95 Antibody (SR38-09) [NBP2-67322] - Staining PSD95 in SH-SY-5Y cells (green). The nuclear counter stain is DAPI (blue). Cells were fixed in paraformaldehyde, permeabilised with 0.25% Triton X100/PBS.



Immunohistochemistry-Paraffin: PSD-95 Antibody (SR38-09) [NBP2-67322] - Analysis of mouse cerebellum tissue using anti-PSD95 antibody. Counter stained with hematoxylin.



Immunohistochemistry-Paraffin: PSD-95 Antibody (SR38-09) [NBP2-67322] - Analysis of rat brain tissue using anti-PSD95 antibody. Counter stained with hematoxylin.





### **Novus Biologicals USA**

10730 E. Briarwood Avenue  
Centennial, CO 80112  
USA  
Phone: 303.730.1950  
Toll Free: 1.888.506.6887  
Fax: 303.730.1966  
nb-customerservice@bio-techne.com

### **Bio-Techne Canada**

21 Canmotor Ave  
Toronto, ON M8Z 4E6  
Canada  
Phone: 905.827.6400  
Toll Free: 855.668.8722  
Fax: 905.827.6402  
canada.inquires@bio-techne.com

### **Bio-Techne Ltd**

19 Barton Lane  
Abingdon Science Park  
Abingdon, OX14 3NB, United Kingdom  
Phone: (44) (0) 1235 529449  
Free Phone: 0800 37 34 15  
Fax: (44) (0) 1235 533420  
info.EMEA@bio-techne.com

### **General Contact Information**

[www.novusbio.com](http://www.novusbio.com)  
Technical Support: [nb-technical@bio-techne.com](mailto:nb-technical@bio-techne.com)  
Orders: [nb-customerservice@bio-techne.com](mailto:nb-customerservice@bio-techne.com)  
General: [novus@novusbio.com](mailto:novus@novusbio.com)

### **Limitations**

This product is for research use only and is not approved for use in humans or in clinical diagnosis. Primary Antibodies are guaranteed for 1 year from date of receipt.

For more information on our 100% guarantee, please visit [www.novusbio.com/guarantee](http://www.novusbio.com/guarantee)

Earn gift cards/discounts by submitting a review: [www.novusbio.com/reviews/submit/NBP2-67322](http://www.novusbio.com/reviews/submit/NBP2-67322)

Earn gift cards/discounts by submitting a publication using this product:  
[www.novusbio.com/publications](http://www.novusbio.com/publications)

