

# Product Datasheet

## Integrin alpha 6/CD49f Antibody (SR45-00) NBP2-67311

Unit Size: 100 ul

Store at 4C short term. Aliquot and store at -20C long term. Avoid freeze-thaw cycles.

[www.novusbio.com](http://www.novusbio.com)



[technical@novusbio.com](mailto:technical@novusbio.com)

Protocols, Publications, Related Products, Reviews, Research Tools and Images at:  
[www.novusbio.com/NBP2-67311](http://www.novusbio.com/NBP2-67311)

Updated 9/9/2025 v.20.1

Earn rewards for product  
reviews and publications.

Submit a publication at [www.novusbio.com/publications](http://www.novusbio.com/publications)

Submit a review at [www.novusbio.com/reviews/destination/NBP2-67311](http://www.novusbio.com/reviews/destination/NBP2-67311)



**NBP2-67311**

Integrin alpha 6/CD49f Antibody (SR45-00)

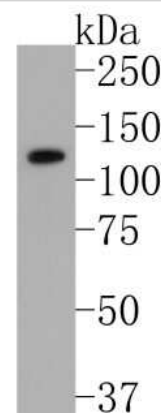
| Product Information |  |
|---------------------|--|
| Unit Size           | 100 ul   |
| Concentration       | 1 mg/ml  |
| Storage             | Store at 4C short term. Aliquot and store at -20C long term. Avoid freeze-thaw cycles. |
| Clonality           | Monoclonal   |
| Clone               | SR45-00  |
| Preservative        | 0.05% Sodium Azide   |
| Isotype             | IgG  |
| Purity              | Protein A purified   |
| Buffer              | TBS (pH7.4), 0.05% BSA, 40% Glycerol   |

| Product Description |   |
|---------------------|---|
| Description         | Novus Biologicals Rabbit Integrin alpha 6/CD49f Antibody (SR45-00) (NBP2-67311) is a recombinant monoclonal antibody validated for use in IHC and WB. All Novus Biologicals antibodies are covered by our 100% guarantee. |
| Host                | Rabbit  |
| Gene ID             | 3655  |
| Gene Symbol         | ITGA6   |
| Species             | Human, Mouse, Rat   |
| Immunogen           | Recombinant protein within human Integrin alpha 6/CD49f aa 1-100. (SwissProt: P23229 Human; SwissProt: Q61739 Mouse; SwissProt: Q63258 Rat)   |

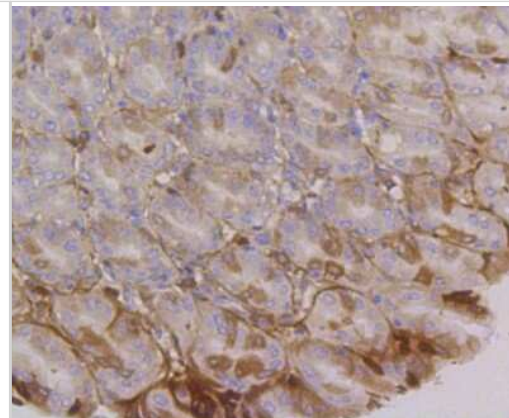
| Product Application Details |   |
|-----------------------------|---|
| Applications                | Western Blot, Immunohistochemistry-Paraffin, Immunohistochemistry                         |
| Recommended Dilutions       | Western Blot 1:500-1:1000, Immunohistochemistry, Immunohistochemistry-Paraffin 1:50-1:200 |

**Images**

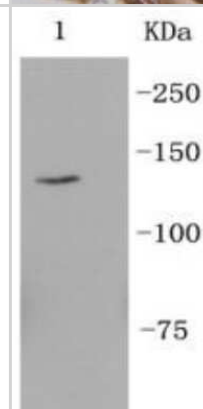
Western Blot: Integrin alpha 6/CD49f Antibody (SR45-00) [NBP2-67311]  
 - Western blot analysis of Integrin alpha 6/CD49f on A431 cell lysates. Proteins were transferred to a PVDF membrane and blocked with 5% BSA in PBS for 1 hour at room temperature. The primary antibody (1/500) was used in 5% BSA at room temperature for 2 hou



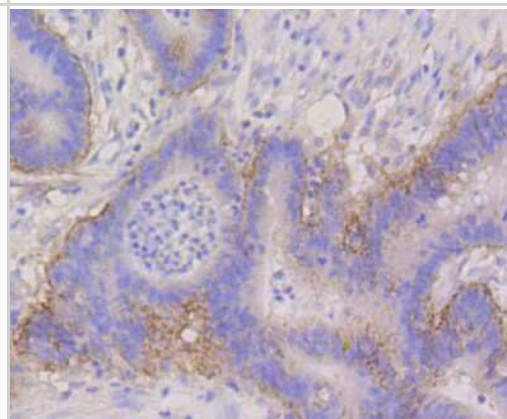
Immunohistochemistry-Paraffin: Integrin alpha 6/CD49f Antibody (SR45-00) [NBP2-67311] - Analysis of paraffin-embedded mouse stomach tissue using anti-Integrin alpha 6 antibody. Counter stained with hematoxylin.



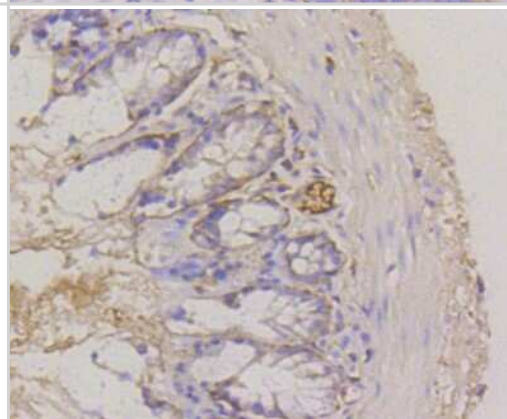
Western Blot: Integrin alpha 6/CD49f Antibody (SR45-00) [NBP2-67311] - Analysis of Integrin alpha 6 on Raji cell lysates using anti-Integrin alpha 6 antibody at 1/500 dilution.



Immunohistochemistry-Paraffin: Integrin alpha 6/CD49f Antibody (SR45-00) [NBP2-67311] - Analysis of paraffin-embedded human colon cancer tissue using anti-Integrin alpha 6 antibody. Counter stained with hematoxylin.



Immunohistochemistry-Paraffin: Integrin alpha 6/CD49f Antibody (SR45-00) [NBP2-67311] - Analysis of paraffin-embedded mouse colon tissue using anti-Integrin alpha 6 antibody. Counter stained with hematoxylin.





### **Novus Biologicals USA**

10730 E. Briarwood Avenue  
Centennial, CO 80112  
USA  
Phone: 303.730.1950  
Toll Free: 1.888.506.6887  
Fax: 303.730.1966  
nb-customerservice@bio-techne.com

### **Bio-Techne Canada**

21 Canmotor Ave  
Toronto, ON M8Z 4E6  
Canada  
Phone: 905.827.6400  
Toll Free: 855.668.8722  
Fax: 905.827.6402  
canada.inquires@bio-techne.com

### **Bio-Techne Ltd**

19 Barton Lane  
Abingdon Science Park  
Abingdon, OX14 3NB, United Kingdom  
Phone: (44) (0) 1235 529449  
Free Phone: 0800 37 34 15  
Fax: (44) (0) 1235 533420  
info.EMEA@bio-techne.com

### **General Contact Information**

www.novusbio.com  
Technical Support: nb-technical@bio-techne.com  
Orders: nb-customerservice@bio-techne.com  
General: novus@novusbio.com

### **Products Related to NBP2-67311**

---

|                    |   |
|--------------------|---|
| HAF008             | Goat anti-Rabbit IgG Secondary Antibody [HRP]                 |
| NB7160             | Goat anti-Rabbit IgG (H+L) Secondary Antibody [HRP]           |
| NBP2-24891         | Rabbit IgG Isotype Control                                    |
| H00003655-Q01-10ug | Recombinant Human Integrin alpha 6/CD49f GST (N-Term) Protein |

---

### **Limitations**

This product is for research use only and is not approved for use in humans or in clinical diagnosis. Primary Antibodies are guaranteed for 1 year from date of receipt.

For more information on our 100% guarantee, please visit [www.novusbio.com/guarantee](http://www.novusbio.com/guarantee)

Earn gift cards/discounts by submitting a review: [www.novusbio.com/reviews/submit/NBP2-67311](http://www.novusbio.com/reviews/submit/NBP2-67311)

Earn gift cards/discounts by submitting a publication using this product:  
[www.novusbio.com/publications](http://www.novusbio.com/publications)

