

# Product Datasheet

## IL-7 Antibody (AH31-34) NBP2-67278

Unit Size: 100 ul

Store at -20C. Avoid freeze-thaw cycles.

[www.novusbio.com](http://www.novusbio.com)



[technical@novusbio.com](mailto:technical@novusbio.com)

Protocols, Publications, Related Products, Reviews, Research Tools and Images at:  
[www.novusbio.com/NBP2-67278](http://www.novusbio.com/NBP2-67278)

Updated 1/3/2023 v.20.1

Earn rewards for product  
reviews and publications.

Submit a publication at [www.novusbio.com/publications](http://www.novusbio.com/publications)

Submit a review at [www.novusbio.com/reviews/destination/NBP2-67278](http://www.novusbio.com/reviews/destination/NBP2-67278)



**NBP2-67278**

IL-7 Antibody (AH31-34)

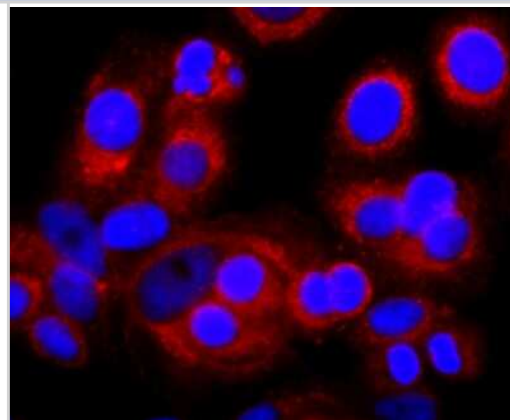
Product Information	
Unit Size	100 ul
Concentration	2 mg/ml
Storage	Store at -20C. Avoid freeze-thaw cycles.
Clonality	Monoclonal
Clone	AH31-34
Preservative	0.2% Sodium Azide
Isotype	IgG1
Purity	Protein A purified
Buffer	TBS (pH7.4), 1%BSA, 40%Glycerol

Product Description	
Host	Mouse
Gene Symbol	IL7
Species	Human, Rat
Immunogen	Full length protein

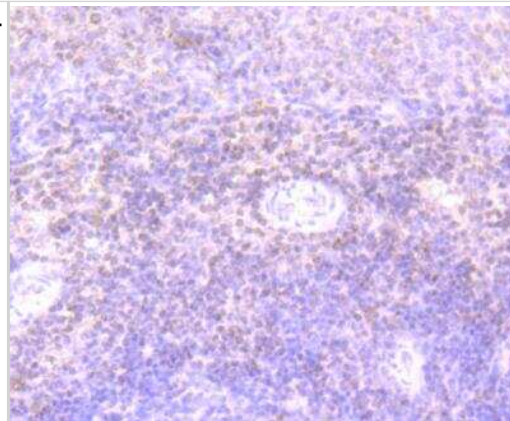
Product Application Details	
Applications	Western Blot, ELISA, Immunocytochemistry/ Immunofluorescence, Immunohistochemistry, Immunohistochemistry-Paraffin
Recommended Dilutions	Western Blot 1:500-1:1000, ELISA 1:5000-1:10000, Immunohistochemistry, Immunocytochemistry/ Immunofluorescence 1:100-1:500, Immunohistochemistry-Paraffin 1:50-1:200

**Images**

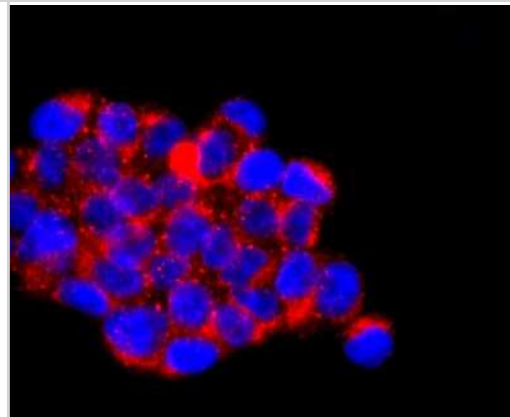
Immunocytochemistry/Immunofluorescence: IL-7 Antibody (AH31-34) [NBP2-67278] - Staining IL7 in MCF-7 cells (red). The nuclear counter stain is DAPI (blue). Cells were fixed in paraformaldehyde, permeabilised with 0.25% Triton X100/PBS.



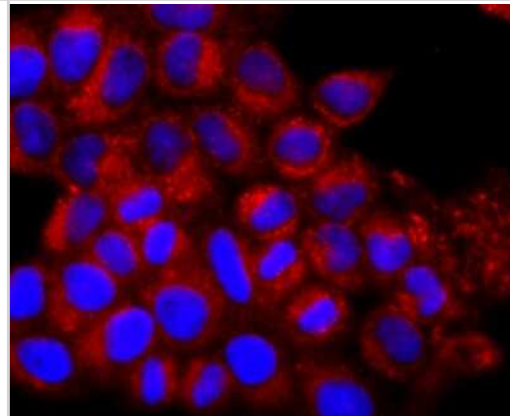
Immunohistochemistry-Paraffin: IL-7 Antibody (AH31-34) [NBP2-67278] - Analysis of paraffin-embedded rat spleen tissue using anti-IL7 antibody. Counter stained with hematoxylin.



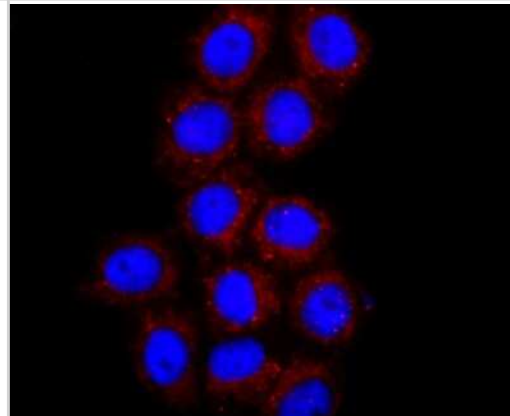
Immunocytochemistry/Immunofluorescence: IL-7 Antibody (AH31-34) [NBP2-67278] - Staining IL7 in 293T cells (red). The nuclear counter stain is DAPI (blue). Cells were fixed in paraformaldehyde, permeabilised with 0.25% Triton X100/PBS.



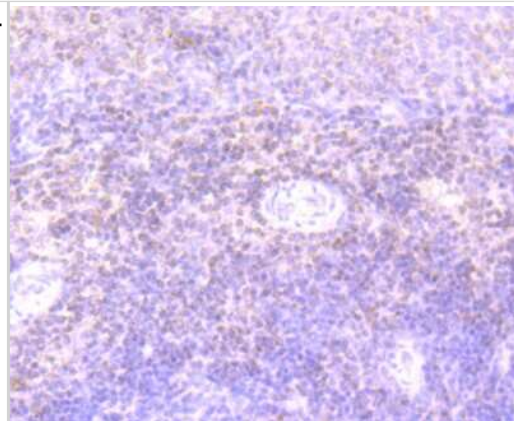
Immunocytochemistry/Immunofluorescence: IL-7 Antibody (AH31-34) [NBP2-67278] - Staining IL7 in Hela cells (red). The nuclear counter stain is DAPI (blue). Cells were fixed in paraformaldehyde, permeabilised with 0.25% Triton X100/PBS.



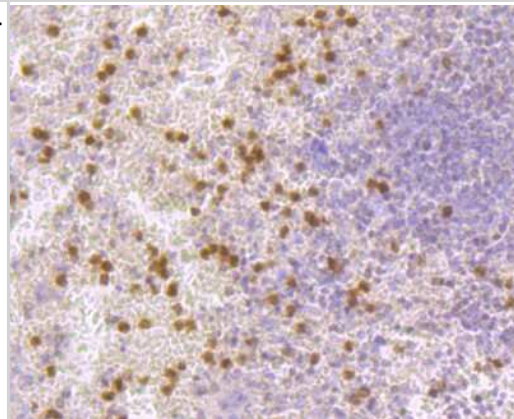
Immunocytochemistry/Immunofluorescence: IL-7 Antibody (AH31-34) [NBP2-67278] - Staining IL7 in HepG2 cells (red). The nuclear counter stain is DAPI (blue). Cells were fixed in paraformaldehyde, permeabilised with 0.25% Triton X100/PBS.



Immunohistochemistry-Paraffin: IL-7 Antibody (AH31-34) [NBP2-67278] - Analysis of paraffin-embedded human colon cancer tissue using anti-IL7 antibody. Counter stained with hematoxylin.



Immunohistochemistry-Paraffin: IL-7 Antibody (AH31-34) [NBP2-67278] - Analysis of paraffin-embedded human spleen tissue using anti-IL7 antibody. Counter stained with hematoxylin.





### **Novus Biologicals USA**

10730 E. Briarwood Avenue  
Centennial, CO 80112  
USA  
Phone: 303.730.1950  
Toll Free: 1.888.506.6887  
Fax: 303.730.1966  
nb-customerservice@bio-techne.com

### **Bio-Techne Canada**

21 Canmotor Ave  
Toronto, ON M8Z 4E6  
Canada  
Phone: 905.827.6400  
Toll Free: 855.668.8722  
Fax: 905.827.6402  
canada.inquires@bio-techne.com

### **Bio-Techne Ltd**

19 Barton Lane  
Abingdon Science Park  
Abingdon, OX14 3NB, United Kingdom  
Phone: (44) (0) 1235 529449  
Free Phone: 0800 37 34 15  
Fax: (44) (0) 1235 533420  
info.EMEA@bio-techne.com

### **General Contact Information**

www.novusbio.com  
Technical Support: nb-technical@bio-techne.com  
Orders: nb-customerservice@bio-techne.com  
General: novus@novusbio.com

### **Limitations**

This product is for research use only and is not approved for use in humans or in clinical diagnosis. Primary Antibodies are guaranteed for 1 year from date of receipt.

For more information on our 100% guarantee, please visit [www.novusbio.com/guarantee](http://www.novusbio.com/guarantee)

Earn gift cards/discounts by submitting a review: [www.novusbio.com/reviews/submit/NBP2-67278](http://www.novusbio.com/reviews/submit/NBP2-67278)

Earn gift cards/discounts by submitting a publication using this product:  
[www.novusbio.com/publications](http://www.novusbio.com/publications)

