

# Product Datasheet

## BMAL1 Antibody (JM17-34) NBP2-67191

Unit Size: 100 ul

Store at 4C short term. Aliquot and store at -20C long term. Avoid freeze-thaw cycles.

[www.novusbio.com](http://www.novusbio.com)



[technical@novusbio.com](mailto:technical@novusbio.com)

Protocols, Publications, Related Products, Reviews, Research Tools and Images at:  
[www.novusbio.com/NBP2-67191](http://www.novusbio.com/NBP2-67191)

Updated 9/9/2025 v.20.1

Earn rewards for product  
reviews and publications.

Submit a publication at [www.novusbio.com/publications](http://www.novusbio.com/publications)

Submit a review at [www.novusbio.com/reviews/destination/NBP2-67191](http://www.novusbio.com/reviews/destination/NBP2-67191)



**NBP2-67191**

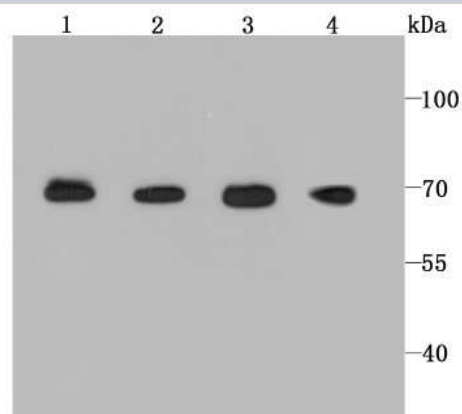
BMAL1 Antibody (JM17-34)

Product Information	
Unit Size	100 ul
Concentration	1 mg/ml
Storage	Store at 4C short term. Aliquot and store at -20C long term. Avoid freeze-thaw cycles.
Clonality	Monoclonal
Clone	JM17-34
Preservative	0.05% Sodium Azide
Isotype	IgG
Purity	Protein A purified
Buffer	TBS (pH7.4), 0.05% BSA, 40% Glycerol
Product Description	
Description	Novus Biologicals Rabbit BMAL1 Antibody (JM17-34) (NBP2-67191) is a recombinant monoclonal antibody validated for use in WB and ICC/IF. All Novus Biologicals antibodies are covered by our 100% guarantee.
Host	Rabbit
Gene ID	406
Gene Symbol	BMAL1
Species	Human, Mouse, Rat
Immunogen	Synthetic peptide within Human BMAL1 aa 550-599 / 626. (SwissProt: O00327 Human; SwissProt: Q9WTL8 Mouse; SwissProt: Q9EPW1 Rat)
Product Application Details	
Applications	Western Blot, Immunocytochemistry/ Immunofluorescence
Recommended Dilutions	Western Blot 1:500-1:2000, Immunocytochemistry/ Immunofluorescence 1:50-1:200

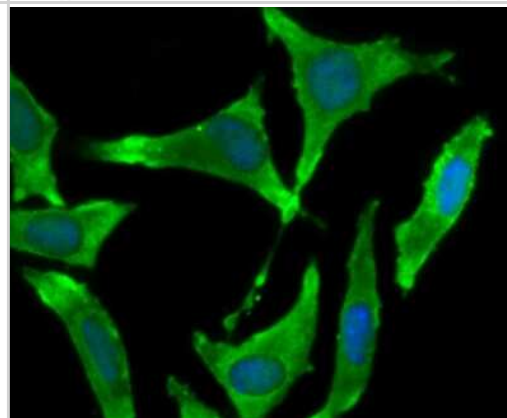


## Images

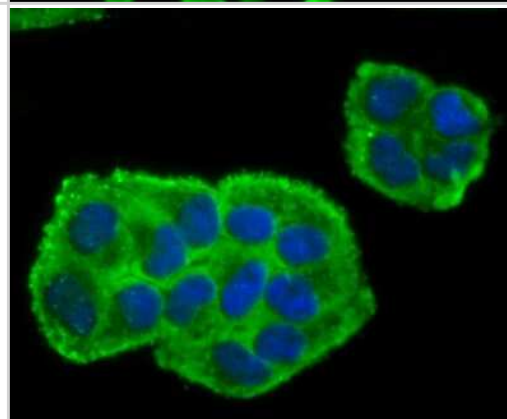
Western Blot: BMAL1 Antibody (JM17-34) [NBP2-67191] - Analysis of BMAL1 on different lysates using anti-BMAL1 antibody at 1/1,000 dilution. Positive control: Lane 1: NIH/3T3 Lane 2: Rat brain Lane 3: Mouse spleen Lane 4: Hela



Immunocytochemistry/Immunofluorescence: BMAL1 Antibody (JM17-34) [NBP2-67191] - Staining BMAL1 in SH-SY5Y cells (green). The nuclear counter stain is DAPI (blue). Cells were fixed in paraformaldehyde, permeabilised with 0.25% Triton X100/PBS.



Immunocytochemistry/Immunofluorescence: BMAL1 Antibody (JM17-34) [NBP2-67191] - Staining BMAL1 in Hela cells (green). The nuclear counter stain is DAPI (blue). Cells were fixed in paraformaldehyde, permeabilised with 0.25% Triton X100/PBS.





### **Novus Biologicals USA**

10730 E. Briarwood Avenue  
Centennial, CO 80112  
USA  
Phone: 303.730.1950  
Toll Free: 1.888.506.6887  
Fax: 303.730.1966  
nb-customerservice@bio-techne.com

### **Bio-Techne Canada**

21 Canmotor Ave  
Toronto, ON M8Z 4E6  
Canada  
Phone: 905.827.6400  
Toll Free: 855.668.8722  
Fax: 905.827.6402  
canada.inquires@bio-techne.com

### **Bio-Techne Ltd**

19 Barton Lane  
Abingdon Science Park  
Abingdon, OX14 3NB, United Kingdom  
Phone: (44) (0) 1235 529449  
Free Phone: 0800 37 34 15  
Fax: (44) (0) 1235 533420  
info.EMEA@bio-techne.com

### **General Contact Information**

[www.novusbio.com](http://www.novusbio.com)  
Technical Support: [nb-technical@bio-techne.com](mailto:nb-technical@bio-techne.com)  
Orders: [nb-customerservice@bio-techne.com](mailto:nb-customerservice@bio-techne.com)  
General: [novus@novusbio.com](mailto:novus@novusbio.com)

### **Products Related to NBP2-67191**

---

HAF008	Goat anti-Rabbit IgG Secondary Antibody [HRP]
NB7160	Goat anti-Rabbit IgG (H+L) Secondary Antibody [HRP]
NBP2-24891	Rabbit IgG Isotype Control
H00000406-P01-10ug	Recombinant Human BMAL1 GST (N-Term) Protein

---

### **Limitations**

This product is for research use only and is not approved for use in humans or in clinical diagnosis. Primary Antibodies are guaranteed for 1 year from date of receipt.

For more information on our 100% guarantee, please visit [www.novusbio.com/guarantee](http://www.novusbio.com/guarantee)

Earn gift cards/discounts by submitting a review: [www.novusbio.com/reviews/submit/NBP2-67191](http://www.novusbio.com/reviews/submit/NBP2-67191)

Earn gift cards/discounts by submitting a publication using this product:  
[www.novusbio.com/publications](http://www.novusbio.com/publications)

