

Product Datasheet

RBP4/Retinol-Binding Protein 4 Antibody (JA33-10) NBP2-67098

Unit Size: 100 ul

Store at 4C short term. Aliquot and store at -20C long term. Avoid freeze-thaw cycles.

www.novusbio.com



technical@novusbio.com

Protocols, Publications, Related Products, Reviews, Research Tools and Images at:
www.novusbio.com/NBP2-67098

Updated 1/3/2023 v.20.1

Earn rewards for product
reviews and publications.

Submit a publication at www.novusbio.com/publications

Submit a review at www.novusbio.com/reviews/destination/NBP2-67098



NBP2-67098

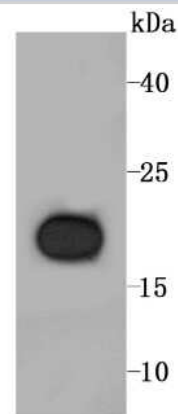
RBP4/Retinol-Binding Protein 4 Antibody (JA33-10)

Product Information	
Unit Size	100 ul
Concentration	1 mg/ml
Storage	Store at 4C short term. Aliquot and store at -20C long term. Avoid freeze-thaw cycles.
Clonality	Monoclonal
Clone	JA33-10
Preservative	0.05% Sodium Azide
Isotype	IgG
Purity	Protein A purified
Buffer	TBS (pH7.4), 0.05% BSA, 40% Glycerol
Product Description	
Host	Rabbit
Gene Symbol	RBP4
Species	Human
Immunogen	Synthetic peptide within Human RBP4/Retinol-Binding Protein 4 aa152-201 / 201. (SwissProt: P02753 Human)
Product Application Details	
Applications	Western Blot, Immunohistochemistry, Immunohistochemistry-Paraffin
Recommended Dilutions	Western Blot 1:500-1:2000, Immunohistochemistry, Immunohistochemistry-Paraffin 1:50-1:200

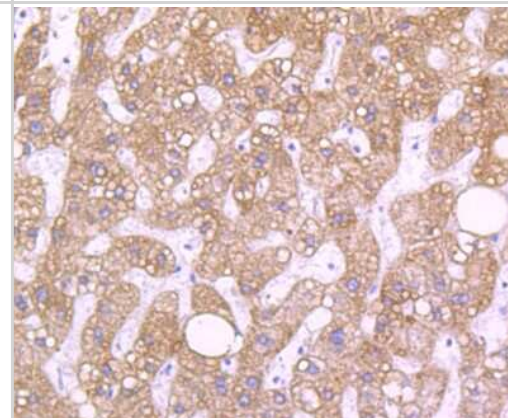


Images

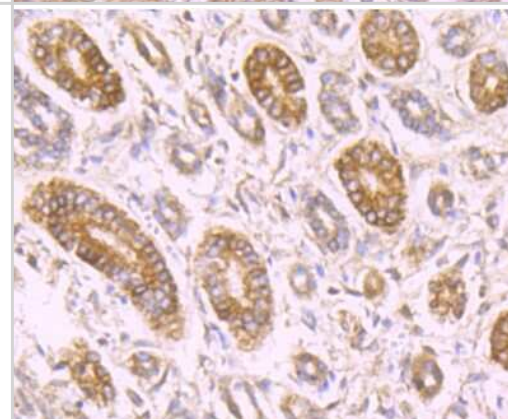
Western Blot: RBP4/Retinol-Binding Protein 4 Antibody (JA33-10) [NBP2-67098] - Analysis of RBP4 on human serum using anti- RBP4 antibody at 1/1,000 dilution.



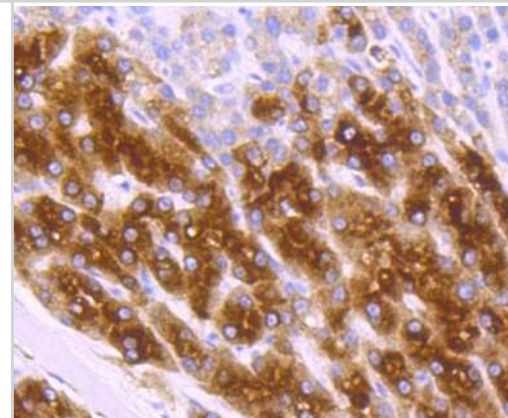
Immunohistochemistry-Paraffin: RBP4/Retinol-Binding Protein 4 Antibody (JA33-10) [NBP2-67098] - Analysis of paraffin-embedded human liver tissue using anti- RBP4 antibody. Counter stained with hematoxylin.



Immunohistochemistry-Paraffin: RBP4/Retinol-Binding Protein 4 Antibody (JA33-10) [NBP2-67098] - Analysis of paraffin-embedded human kidney tissue using anti- RBP4 antibody. Counter stained with hematoxylin.



Immunohistochemistry-Paraffin: RBP4/Retinol-Binding Protein 4 Antibody (JA33-10) [NBP2-67098] - Analysis of paraffin-embedded human liver cancer tissue using anti-RBP4 antibody. Counter stained with hematoxylin.





Novus Biologicals USA

10730 E. Briarwood Avenue
Centennial, CO 80112
USA
Phone: 303.730.1950
Toll Free: 1.888.506.6887
Fax: 303.730.1966
nb-customerservice@bio-techne.com

Bio-Techne Canada

21 Canmotor Ave
Toronto, ON M8Z 4E6
Canada
Phone: 905.827.6400
Toll Free: 855.668.8722
Fax: 905.827.6402
canada.inquires@bio-techne.com

Bio-Techne Ltd

19 Barton Lane
Abingdon Science Park
Abingdon, OX14 3NB, United Kingdom
Phone: (44) (0) 1235 529449
Free Phone: 0800 37 34 15
Fax: (44) (0) 1235 533420
info.EMEA@bio-techne.com

General Contact Information

www.novusbio.com
Technical Support: nb-technical@bio-techne.com
Orders: nb-customerservice@bio-techne.com
General: novus@novusbio.com

Limitations

This product is for research use only and is not approved for use in humans or in clinical diagnosis. Primary Antibodies are guaranteed for 1 year from date of receipt.

For more information on our 100% guarantee, please visit www.novusbio.com/guarantee

Earn gift cards/discounts by submitting a review: www.novusbio.com/reviews/submit/NBP2-67098

Earn gift cards/discounts by submitting a publication using this product:
www.novusbio.com/publications

