

Product Datasheet

PI 3-Kinase p110 delta Antibody (JM83-24) NBP2-67055

Unit Size: 100 ul

Store at 4C short term. Aliquot and store at -20C long term. Avoid freeze-thaw cycles.

www.novusbio.com



technical@novusbio.com

Protocols, Publications, Related Products, Reviews, Research Tools and Images at:
www.novusbio.com/NBP2-67055

Updated 1/3/2023 v.20.1

Earn rewards for product
reviews and publications.

Submit a publication at www.novusbio.com/publications

Submit a review at www.novusbio.com/reviews/destination/NBP2-67055



NBP2-67055

PI 3-Kinase p110 delta Antibody (JM83-24)

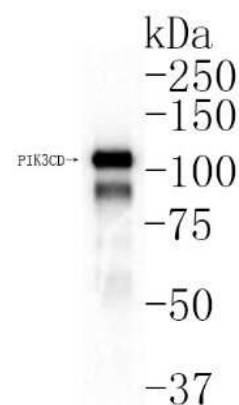
| Product Information | |
|---------------------|--|
| Unit Size | 100 ul |
| Concentration | 1 mg/ml |
| Storage | Store at 4C short term. Aliquot and store at -20C long term. Avoid freeze-thaw cycles. |
| Clonality | Monoclonal |
| Clone | JM83-24 |
| Preservative | 0.05% Sodium Azide |
| Isotype | IgG |
| Purity | Protein A purified |
| Buffer | TBS (pH7.4), 0.05% BSA, 40% Glycerol |

| Product Description | |
|---------------------|--|
| Host | Rabbit |
| Gene Symbol | PIK3CD |
| Species | Human, Mouse, Rat |
| Immunogen | Synthetic peptide within Human PI 3-Kinase p110 delta aa 197-246 / 1044. (SwissProt: O00329 Human; SwissProt: O35904 Mouse; SwissProt: D4A5Q1 Rat) |

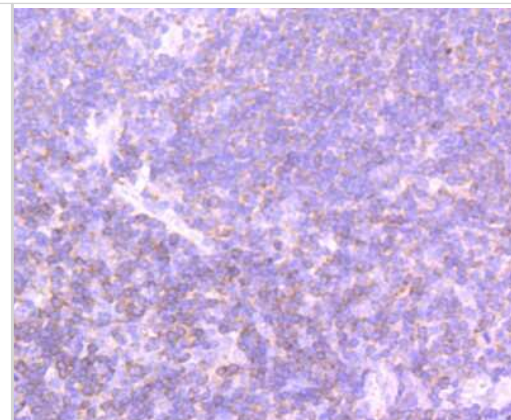
| Product Application Details | |
|-----------------------------|--|
| Applications | Western Blot, Immunohistochemistry, Immunohistochemistry-Paraffin |
| Recommended Dilutions | Western Blot 1:500, Immunohistochemistry, Immunohistochemistry-Paraffin 1:50-1:200 |

Images

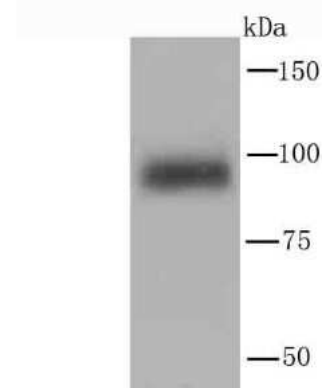
Western Blot: PI 3-Kinase p110 delta Antibody (JM83-24) [NBP2-67055]
 - Analysis of PI 3-Kinase p110 delta on rat spleen tissue lysates. Proteins were transferred to a PVDF membrane and blocked with 5% BSA in PBS for 1 hour at room temperature. The primary antibody (1/500) was used in 5% BSA at room temperature for 2 hours. Goat Anti-Rabbit IgG - HRP Secondary Antibody at 1:200,000 dilution was used for 1 hour at room temperature.



Immunohistochemistry-Paraffin: PI 3-Kinase p110 delta Antibody (JM83-24) [NBP2-67055] - Analysis of paraffin-embedded human tonsil tissue using anti-PI 3 Kinase p110 delta antibody. Counter stained with hematoxylin.

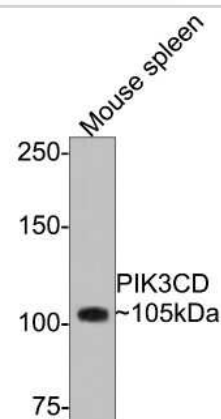


Western Blot: PI 3-Kinase p110 delta Antibody (JM83-24) [NBP2-67055] - Analysis of PI 3 Kinase p110 delta on mouse spleen tissue lysate using anti-PI 3 Kinase p110 delta antibody at 1/1,000 dilution.

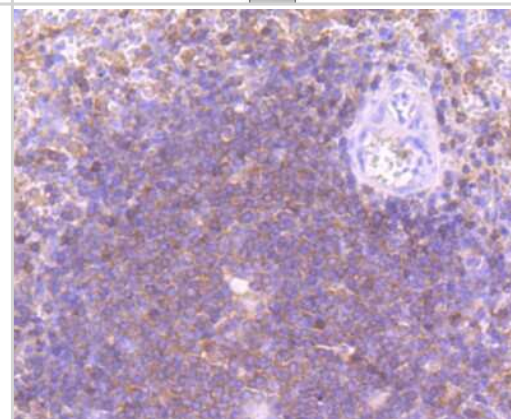


Western Blot: PI 3-Kinase p110 delta Antibody (JM83-24) [NBP2-67055] - Analysis of PI 3-Kinase p110 delta on mouse spleen tissue lysates with Rabbit anti-PI 3-Kinase p110 delta antibody at 1/500 dilution.

Lysates/proteins at 20 ug/Lane. Predicted band size: 119 kDa Observed band size: 105 kDa. Exposure time: 2 minutes; 6% SDS-PAGE gel. Proteins were transferred to a PVDF membrane and blocked with 5% NFDN/TBST for 1 hour at room temperature. The primary antibody at 1/500 dilution was used in 5% NFDN/TBST at room temperature for 2 hours. Goat Anti-Rabbit IgG - HRP Secondary Antibody at 1:300,000 dilution was used for 1 hour at room temperature.



Immunohistochemistry-Paraffin: PI 3-Kinase p110 delta Antibody (JM83-24) [NBP2-67055] - Analysis of paraffin-embedded human spleen tissue using anti-PI 3 Kinase p110 delta antibody. Counter stained with hematoxylin.





Novus Biologicals USA

10730 E. Briarwood Avenue
Centennial, CO 80112
USA
Phone: 303.730.1950
Toll Free: 1.888.506.6887
Fax: 303.730.1966
nb-customerservice@bio-techne.com

Bio-Techne Canada

21 Canmotor Ave
Toronto, ON M8Z 4E6
Canada
Phone: 905.827.6400
Toll Free: 855.668.8722
Fax: 905.827.6402
canada.inquires@bio-techne.com

Bio-Techne Ltd

19 Barton Lane
Abingdon Science Park
Abingdon, OX14 3NB, United Kingdom
Phone: (44) (0) 1235 529449
Free Phone: 0800 37 34 15
Fax: (44) (0) 1235 533420
info.EMEA@bio-techne.com

General Contact Information

www.novusbio.com
Technical Support: nb-technical@bio-techne.com
Orders: nb-customerservice@bio-techne.com
General: novus@novusbio.com

Limitations

This product is for research use only and is not approved for use in humans or in clinical diagnosis. Primary Antibodies are guaranteed for 1 year from date of receipt.

For more information on our 100% guarantee, please visit www.novusbio.com/guarantee

Earn gift cards/discounts by submitting a review: www.novusbio.com/reviews/submit/NBP2-67055

Earn gift cards/discounts by submitting a publication using this product:
www.novusbio.com/publications

