

# Product Datasheet

## Numb Antibody (JM10-023)

### NBP2-66991

Unit Size: 100 ul

Store at 4C short term. Aliquot and store at -20C long term. Avoid freeze-thaw cycles.

[www.novusbio.com](http://www.novusbio.com)



[technical@novusbio.com](mailto:technical@novusbio.com)

Protocols, Publications, Related Products, Reviews, Research Tools and Images at:  
[www.novusbio.com/NBP2-66991](http://www.novusbio.com/NBP2-66991)

Updated 1/3/2023 v.20.1

Earn rewards for product  
reviews and publications.

Submit a publication at [www.novusbio.com/publications](http://www.novusbio.com/publications)

Submit a review at [www.novusbio.com/reviews/destination/NBP2-66991](http://www.novusbio.com/reviews/destination/NBP2-66991)



**NBP2-66991**

Numb Antibody (JM10-023)

**Product Information**

<b>Unit Size</b>	100 ul
<b>Concentration</b>	1 mg/ml
<b>Storage</b>	Store at 4C short term. Aliquot and store at -20C long term. Avoid freeze-thaw cycles.
<b>Clonality</b>	Monoclonal
<b>Clone</b>	JM10-023
<b>Preservative</b>	0.05% Sodium Azide
<b>Isotype</b>	IgG
<b>Purity</b>	Protein A purified
<b>Buffer</b>	TBS (pH7.4), 0.05% BSA, 40% Glycerol

**Product Description**

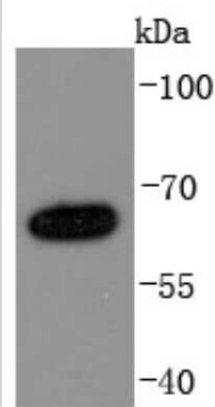
<b>Host</b>	Rabbit
<b>Gene Symbol</b>	NUMB
<b>Species</b>	Human, Mouse, Rat
<b>Immunogen</b>	Synthetic peptide within Human Numb aa 4-47 / 651. (SwissProt: P49757 Human; SwissProt: Q9QZS3 Mouse; SwissProt: Q2LC84 Rat)

**Product Application Details**

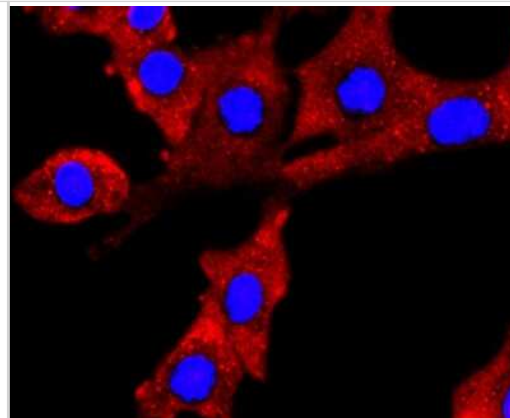
<b>Applications</b>	Western Blot, Immunocytochemistry/ Immunofluorescence, Immunohistochemistry, Immunohistochemistry-Paraffin
<b>Recommended Dilutions</b>	Western Blot 1:1000-1:5000, Immunohistochemistry, Immunocytochemistry/ Immunofluorescence 1:50-1:200, Immunohistochemistry-Paraffin 1:50-1:100

**Images**

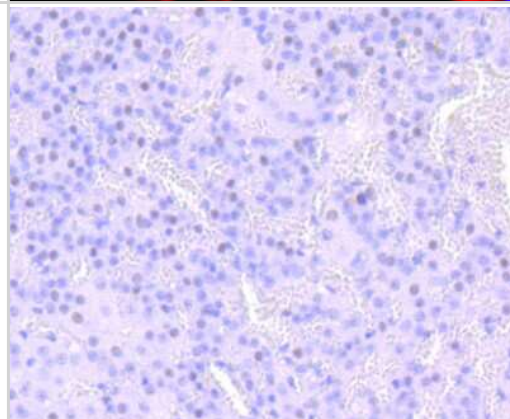
Western Blot: Numb Antibody (JM10-023) [NBP2-66991] - Analysis of NUMB on A431 cells lysates using anti-NUMB antibody at 1/1,000 dilution.



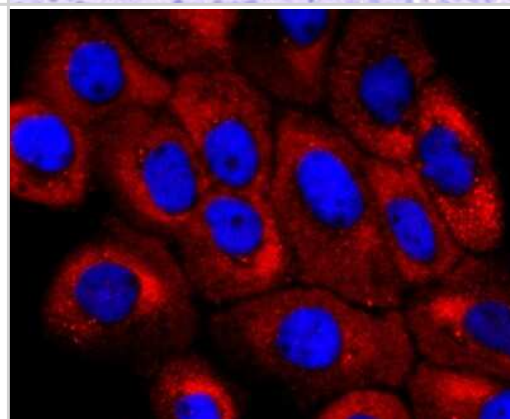
Immunocytochemistry/Immunofluorescence: Numb Antibody (JM10-023) [NBP2-66991] - Staining NUMB in NIH/3T3 cells (red). The nuclear counter stain is DAPI (blue). Cells were fixed in paraformaldehyde, permeabilised with 0.25% Triton X100/PBS.



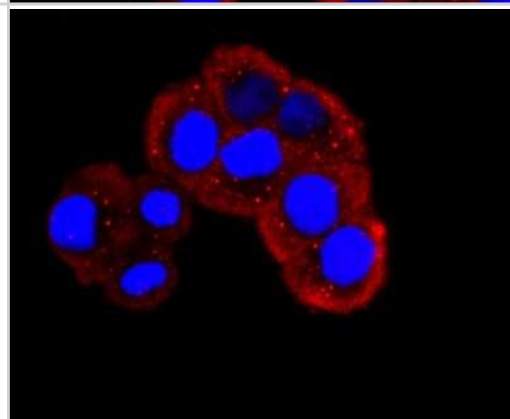
Immunohistochemistry-Paraffin: Numb Antibody (JM10-023) [NBP2-66991] - Analysis of paraffin-embedded rat adrenal gland tissue using anti-NUMB antibody. Counter stained with hematoxylin.



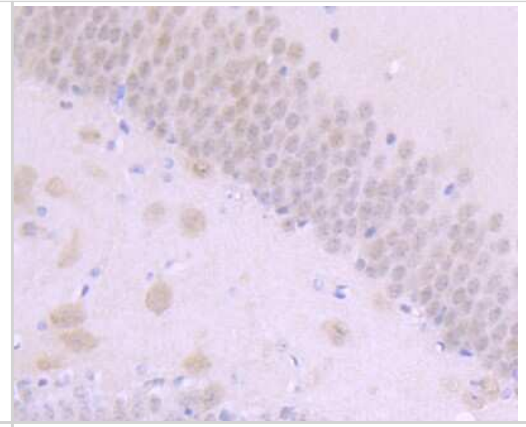
Immunocytochemistry/Immunofluorescence: Numb Antibody (JM10-023) [NBP2-66991] - Staining NUMB in A431 cells (red). The nuclear counter stain is DAPI (blue). Cells were fixed in paraformaldehyde, permeabilised with 0.25% Triton X100/PBS.



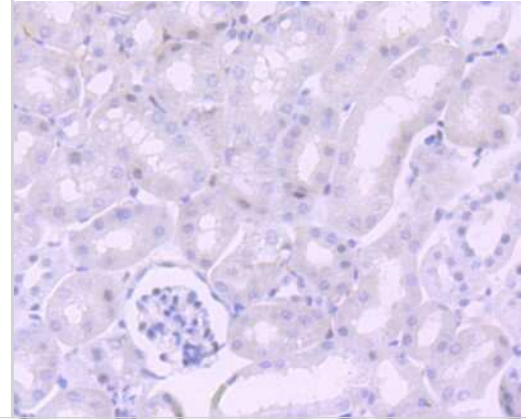
Immunocytochemistry/Immunofluorescence: Numb Antibody (JM10-023) [NBP2-66991] - Staining NUMB in Hela cells (red). The nuclear counter stain is DAPI (blue). Cells were fixed in paraformaldehyde, permeabilised with 0.25% Triton X100/PBS.



Immunohistochemistry-Paraffin: Numb Antibody (JM10-023) [NBP2-66991] - Analysis of paraffin-embedded mouse brain tissue using anti-NUMB antibody. Counter stained with hematoxylin.



Immunohistochemistry-Paraffin: Numb Antibody (JM10-023) [NBP2-66991] - Analysis of paraffin-embedded mouse kidney tissue using anti-NUMB antibody. Counter stained with hematoxylin.





### **Novus Biologicals USA**

10730 E. Briarwood Avenue  
Centennial, CO 80112  
USA  
Phone: 303.730.1950  
Toll Free: 1.888.506.6887  
Fax: 303.730.1966  
nb-customerservice@bio-techne.com

### **Bio-Techne Canada**

21 Canmotor Ave  
Toronto, ON M8Z 4E6  
Canada  
Phone: 905.827.6400  
Toll Free: 855.668.8722  
Fax: 905.827.6402  
canada.inquires@bio-techne.com

### **Bio-Techne Ltd**

19 Barton Lane  
Abingdon Science Park  
Abingdon, OX14 3NB, United Kingdom  
Phone: (44) (0) 1235 529449  
Free Phone: 0800 37 34 15  
Fax: (44) (0) 1235 533420  
info.EMEA@bio-techne.com

### **General Contact Information**

www.novusbio.com  
Technical Support: nb-technical@bio-  
techne.com  
Orders: nb-customerservice@bio-techne.com  
General: novus@novusbio.com

### **Limitations**

This product is for research use only and is not approved for use in humans or in clinical diagnosis. Primary Antibodies are guaranteed for 1 year from date of receipt.

For more information on our 100% guarantee, please visit [www.novusbio.com/guarantee](http://www.novusbio.com/guarantee)

Earn gift cards/discounts by submitting a review: [www.novusbio.com/reviews/submit/NBP2-66991](http://www.novusbio.com/reviews/submit/NBP2-66991)

Earn gift cards/discounts by submitting a publication using this product:  
[www.novusbio.com/publications](http://www.novusbio.com/publications)

