

Product Datasheet

Lamin B2 Antibody (D5-C2)

NBP2-66924

Unit Size: 100 ul

Store at 4C short term. Aliquot and store at -20C long term. Avoid freeze-thaw cycles.

www.novusbio.com



technical@novusbio.com

Protocols, Publications, Related Products, Reviews, Research Tools and Images at:
www.novusbio.com/NBP2-66924

Updated 1/3/2023 v.20.1

Earn rewards for product
reviews and publications.

Submit a publication at www.novusbio.com/publications

Submit a review at www.novusbio.com/reviews/destination/NBP2-66924



NBP2-66924

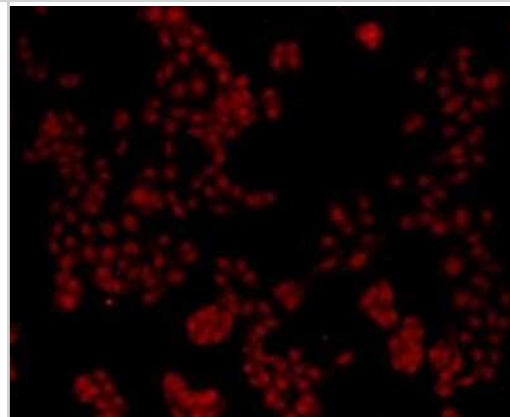
Lamin B2 Antibody (D5-C2)

Product Information	
Unit Size	100 ul
Concentration	2 mg/ml
Storage	Store at 4C short term. Aliquot and store at -20C long term. Avoid freeze-thaw cycles.
Clonality	Monoclonal
Clone	D5-C2
Preservative	0.05% Sodium Azide
Isotype	IgG2b
Purity	Protein A purified
Buffer	PBS (pH7.4), 0.2% BSA, 40% Glycerol
Product Description	
Host	Mouse
Gene Symbol	LMNB2
Species	Human, Mouse, Rat, Zebrafish
Reactivity Notes	Mouse blocking reagent may be needed for IHC and ICC experiments to reduce high background signal. You can find these reagents under catalog numbers PK-2200-NB and MP-2400-NB. Please contact Technical Support if you have any. Please note that this antibody is reactive to Mouse and derived from the same host, Mouse. Mouse-On-questions.
Immunogen	Synthetic peptide within Human Lamin B2 aa 571-620 / 620. (SwissProt: Q03252 Human)
Product Application Details	
Applications	Western Blot, Immunocytochemistry/ Immunofluorescence, Immunohistochemistry-Paraffin
Recommended Dilutions	Western Blot 1:1000-1:2000, Immunocytochemistry/ Immunofluorescence 1:200-1:500, Immunohistochemistry-Paraffin

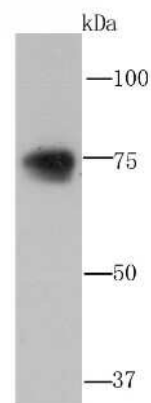


Images


Western Blot: Lamin B2 Antibody (D5-C2) [NBP2-66924] - Analysis of LMNB2 on hybrid fish (crucian-carp) brain tissue lysate using anti-LMNB2 antibody at 1/500 dilution.



Western Blot: Lamin B2 Antibody (D5-C2) [NBP2-66924] - Analysis of LMNB2 on Jurkat cell lysate using anti-LMNB2 antibody at 1/1,000 dilution.



Western Blot: Lamin B2 Antibody (D5-C2) [NBP2-66924] - Staining LMNB2 in PC-3M cells (red). Cells were fixed in paraformaldehyde, permeabilised with 0.25% Triton X100/PBS.





Novus Biologicals USA

10730 E. Briarwood Avenue
Centennial, CO 80112
USA
Phone: 303.730.1950
Toll Free: 1.888.506.6887
Fax: 303.730.1966
nb-customerservice@bio-techne.com

Bio-Techne Canada

21 Canmotor Ave
Toronto, ON M8Z 4E6
Canada
Phone: 905.827.6400
Toll Free: 855.668.8722
Fax: 905.827.6402
canada.inquires@bio-techne.com

Bio-Techne Ltd

19 Barton Lane
Abingdon Science Park
Abingdon, OX14 3NB, United Kingdom
Phone: (44) (0) 1235 529449
Free Phone: 0800 37 34 15
Fax: (44) (0) 1235 533420
info.EMEA@bio-techne.com

General Contact Information

www.novusbio.com
Technical Support: nb-technical@bio-
techne.com
Orders: nb-customerservice@bio-techne.com
General: novus@novusbio.com

Limitations

This product is for research use only and is not approved for use in humans or in clinical diagnosis. Primary Antibodies are guaranteed for 1 year from date of receipt.

For more information on our 100% guarantee, please visit www.novusbio.com/guarantee

Earn gift cards/discounts by submitting a review: www.novusbio.com/reviews/submit/NBP2-66924

Earn gift cards/discounts by submitting a publication using this product:
www.novusbio.com/publications

