

Product Datasheet

Jagged 1 Antibody (JF96-06)

NBP2-66912

Unit Size: 100 ul

Store at 4C short term. Aliquot and store at -20C long term. Avoid freeze-thaw cycles.

www.novusbio.com



technical@novusbio.com

Publications: 1

Protocols, Publications, Related Products, Reviews, Research Tools and Images at:
www.novusbio.com/NBP2-66912

Updated 1/3/2023 v.20.1

Earn rewards for product
reviews and publications.

Submit a publication at www.novusbio.com/publications

Submit a review at www.novusbio.com/reviews/destination/NBP2-66912



NBP2-66912

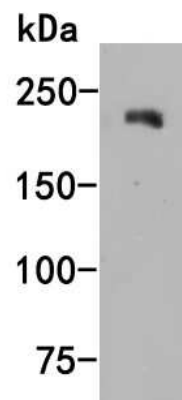
Jagged 1 Antibody (JF96-06)

Product Information	
Unit Size	100 ul
Concentration	1 mg/ml
Storage	Store at 4C short term. Aliquot and store at -20C long term. Avoid freeze-thaw cycles.
Clonality	Monoclonal
Clone	JF96-06
Preservative	0.05% Sodium Azide
Isotype	IgG
Purity	Protein A purified
Buffer	TBS (pH7.4), 0.05% BSA, 40% Glycerol
Product Description	
Host	Rabbit
Gene Symbol	JAG1
Species	Human, Mouse, Rat
Immunogen	Synthetic peptide within Human Jagged 1 aa 1182-1214 / 1218. (SwissProt: P78504 Human; SwissProt: Q9QXX0 Mouse; SwissProt: Q63722 Rat)
Product Application Details	
Applications	Western Blot, Immunohistochemistry, Immunohistochemistry-Paraffin
Recommended Dilutions	Western Blot 1:500-1:1000, Immunohistochemistry, Immunohistochemistry-Paraffin 1:50-1:200

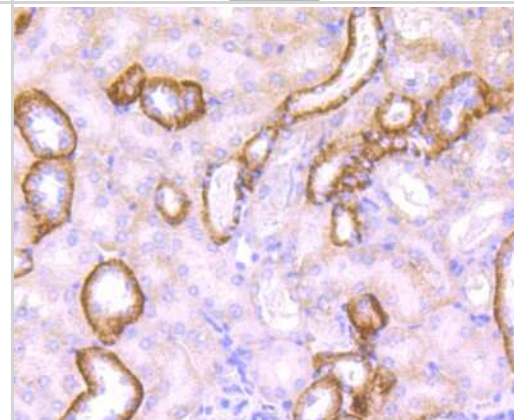


Images

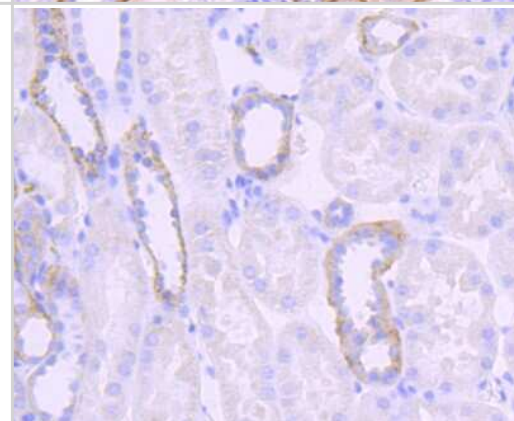
Western Blot: Jagged 1 Antibody (JF96-06) [NBP2-66912] - Western blot analysis of Jagged 1 on A431 cell lysate. Proteins were transferred to a PVDF membrane and blocked with 5% BSA in PBS for 1 hour at room temperature. The primary antibody (1/1,000) was used in 5% BSA at room temperature for 2 hours. Goat Anti-Rabbit IgG - HRP Secondary Antibody (HA1001) at 1:200,000 dilution was used for 1 hour at room temperature.



Immunohistochemistry-Paraffin: Jagged 1 Antibody (JF96-06) [NBP2-66912] - Analysis of paraffin-embedded mouse kidney tissue using anti-Jagged1 antibody. Counter stained with hematoxylin.



Immunohistochemistry-Paraffin: Jagged 1 Antibody (JF96-06) [NBP2-66912] - Analysis of paraffin-embedded human kidney tissue using anti-Jagged1 antibody. Counter stained with hematoxylin.



Publications

Kondratyev M, Pesic A, Ketela T et al. Identification of acquired Notch3 dependency in metastatic Head and Neck Cancer Communications biology 2023-05-18 [PMID: 37202533] (IHC-P, Human)



Novus Biologicals USA

10730 E. Briarwood Avenue
Centennial, CO 80112
USA
Phone: 303.730.1950
Toll Free: 1.888.506.6887
Fax: 303.730.1966
nb-customerservice@bio-techne.com

Bio-Techne Canada

21 Canmotor Ave
Toronto, ON M8Z 4E6
Canada
Phone: 905.827.6400
Toll Free: 855.668.8722
Fax: 905.827.6402
canada.inquires@bio-techne.com

Bio-Techne Ltd

19 Barton Lane
Abingdon Science Park
Abingdon, OX14 3NB, United Kingdom
Phone: (44) (0) 1235 529449
Free Phone: 0800 37 34 15
Fax: (44) (0) 1235 533420
info.EMEA@bio-techne.com

General Contact Information

www.novusbio.com
Technical Support: nb-technical@bio-
techne.com
Orders: nb-customerservice@bio-techne.com
General: novus@novusbio.com

Limitations

This product is for research use only and is not approved for use in humans or in clinical diagnosis. Primary Antibodies are guaranteed for 1 year from date of receipt.

For more information on our 100% guarantee, please visit www.novusbio.com/guarantee

Earn gift cards/discounts by submitting a review: www.novusbio.com/reviews/submit/NBP2-66912

Earn gift cards/discounts by submitting a publication using this product:
www.novusbio.com/publications

