

Product Datasheet

ZFP91 Antibody (7G11H2) - BSA Free NBP2-61854

Unit Size: 0.1 ml

Store at 4C short term. Aliquot and store at -20C long term. Avoid freeze-thaw cycles.

www.novusbio.com



technical@novusbio.com

Protocols, Publications, Related Products, Reviews, Research Tools and Images at:
www.novusbio.com/NBP2-61854

Updated 9/9/2025 v.20.1

Earn rewards for product
reviews and publications.

Submit a publication at www.novusbio.com/publications

Submit a review at www.novusbio.com/reviews/destination/NBP2-61854



NBP2-61854

ZFP91 Antibody (7G11H2) - BSA Free

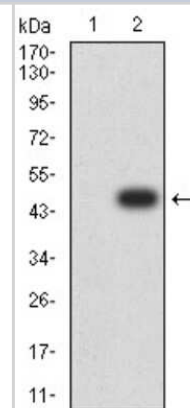
Product Information	
Unit Size	0.1 ml
Concentration	1 mg/ml
Storage	Store at 4C short term. Aliquot and store at -20C long term. Avoid freeze-thaw cycles.
Clonality	Monoclonal
Clone	7G11H2
Preservative	0.05% Sodium Azide
Isotype	IgG1
Purity	Protein G purified
Buffer	PBS
Target Molecular Weight	63.4 kDa

Product Description	
Description	Novus Biologicals Mouse ZFP91 Antibody (7G11H2) - BSA Free (NBP2-61854) is a monoclonal antibody validated for use in IHC, WB, ELISA, Flow and ICC/IF. All Novus Biologicals antibodies are covered by our 100% guarantee.
Host	Mouse
Gene ID	80829
Gene Symbol	ZFP91
Species	Human
Immunogen	Purified recombinant fragment of human ZFP91 (AA: 162-304) expressed in E. Coli.

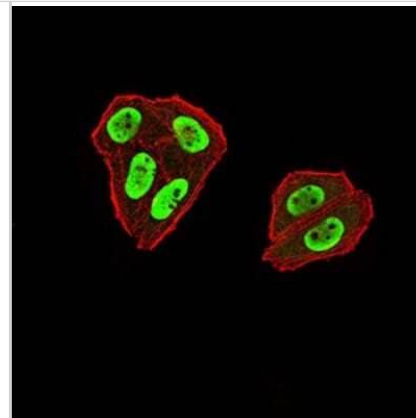
Product Application Details	
Applications	Western Blot, Immunohistochemistry-Paraffin, ELISA, Flow Cytometry, Immunocytochemistry/ Immunofluorescence, Immunohistochemistry
Recommended Dilutions	Western Blot 1:500 - 1:2000, Flow Cytometry 1:200 - 1:400, ELISA 1:10000, Immunohistochemistry 1:200 - 1:1000, Immunocytochemistry/ Immunofluorescence 1:100 - 1:500, Immunohistochemistry-Paraffin 1:200 - 1:1000

Images

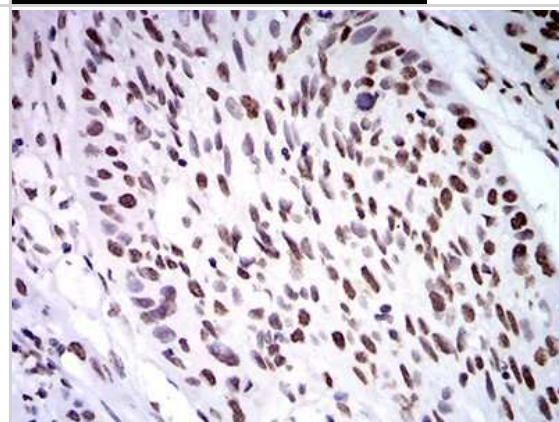
Western Blot: ZFP91 Antibody (7G11H2) [NBP2-61854] - Analysis using ZFP91 mAb against HEK293 (1) and ZFP91 (AA: 162-304)-hIgGFc transfected HEK293 (2) cell lysate.



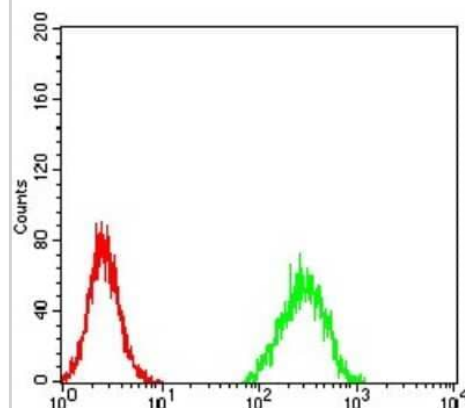
Immunocytochemistry/Immunofluorescence: ZFP91 Antibody (7G11H2) [NBP2-61854] - Analysis of Hela cells using ZFP91 mouse mAb (green). Blue: DRAQ5 fluorescent DNA dye. Red: Actin filaments have been labeled with Alexa Fluor- 555 phalloidin. Goat anti-Mouse IgG (H+L) DyLight 488 secondary antibody was used.



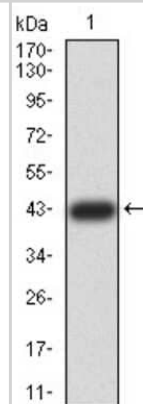
Immunohistochemistry: ZFP91 Antibody (7G11H2) [NBP2-61854] - Analysis of paraffin-embedded esophageal cancer tissues using ZFP91 mouse mAb with DAB staining.



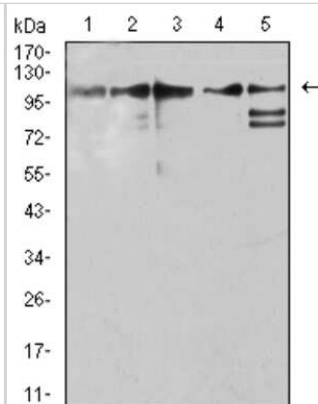
Flow Cytometry: ZFP91 Antibody (7G11H2) [NBP2-61854] - Analysis of Hela cells using ZFP91 mouse mAb (green) and negative control (red).



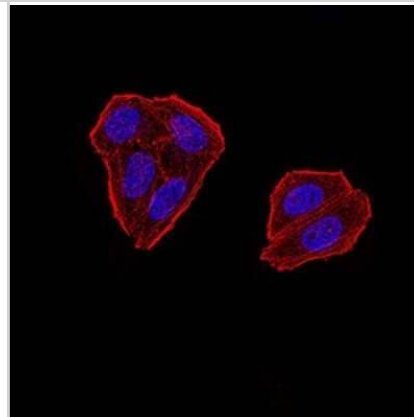
Western Blot: ZFP91 Antibody (7G11H2) [NBP2-61854] - Analysis using ZFP91 mAb against human ZFP91 (AA: 162-304) recombinant protein. (Expected MW is 43 kDa)



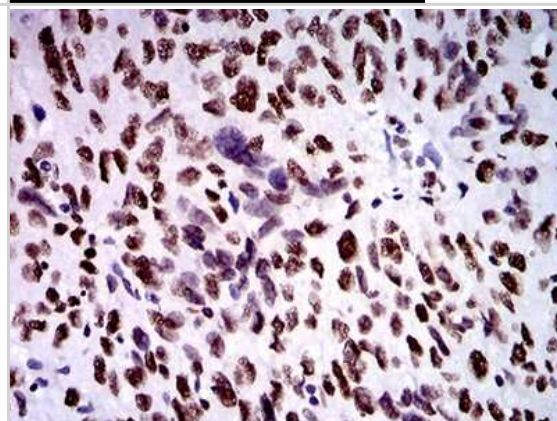
Western Blot: ZFP91 Antibody (7G11H2) [NBP2-61854] - Analysis using ZFP91 mouse mAb against Jurkat (1), A431 (2), HepG2 (3), HEK293 (4), and A549 (5) cell lysate.



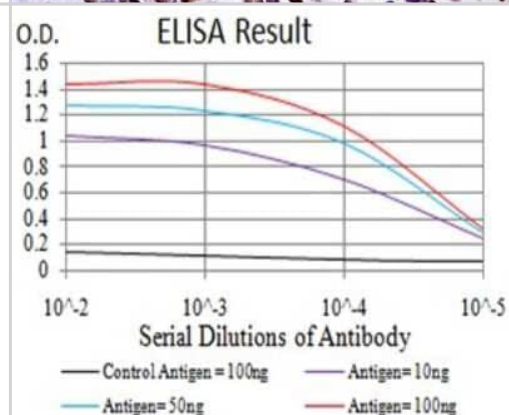
Immunocytochemistry/Immunofluorescence: ZFP91 Antibody (7G11H2) [NBP2-61854] - Analysis of Hela cells using ZFP91 mouse mAb. Blue: DRAQ5 fluorescent DNA dye. Red: Actin filaments have been labeled with Alexa Fluor- 555 phalloidin.



Immunohistochemistry: ZFP91 Antibody (7G11H2) [NBP2-61854] - Analysis of paraffin-embedded ovarian cancer tissues using ZFP91 mouse mAb with DAB staining.



ELISA: ZFP91 Antibody (7G11H2) [NBP2-61854] - Black line: Control Antigen (100 ng); Purple line: Antigen (10ng); Blue line: Antigen (50 ng); Red line:Antigen (100 ng)





Novus Biologicals USA

10730 E. Briarwood Avenue
Centennial, CO 80112
USA
Phone: 303.730.1950
Toll Free: 1.888.506.6887
Fax: 303.730.1966
nb-customerservice@bio-techne.com

Bio-Techne Canada

21 Canmotor Ave
Toronto, ON M8Z 4E6
Canada
Phone: 905.827.6400
Toll Free: 855.668.8722
Fax: 905.827.6402
canada.inquires@bio-techne.com

Bio-Techne Ltd

19 Barton Lane
Abingdon Science Park
Abingdon, OX14 3NB, United Kingdom
Phone: (44) (0) 1235 529449
Free Phone: 0800 37 34 15
Fax: (44) (0) 1235 533420
info.EMEA@bio-techne.com

General Contact Information

www.novusbio.com
Technical Support: nb-technical@bio-techne.com
Orders: nb-customerservice@bio-techne.com
General: novus@novusbio.com

Products Related to NBP2-61854

HAF007	Goat anti-Mouse IgG Secondary Antibody [HRP]
NB720-B	Rabbit anti-Mouse IgG (H+L) Secondary Antibody [Biotin]
NBP1-97005-0.5mg	Mouse IgG1 Isotype Control (MG1)
NBP1-80863PEP	ZFP91 Recombinant Protein Antigen

Limitations

This product is for research use only and is not approved for use in humans or in clinical diagnosis. Primary Antibodies are guaranteed for 1 year from date of receipt.

For more information on our 100% guarantee, please visit www.novusbio.com/guarantee

Earn gift cards/discounts by submitting a review: www.novusbio.com/reviews/submit/NBP2-61854

Earn gift cards/discounts by submitting a publication using this product:
www.novusbio.com/publications

