

Product Datasheet

KIR3DL1 Antibody (6D9A4) - BSA Free NBP2-61805

Unit Size: 0.1 ml

Store at 4C short term. Aliquot and store at -20C long term. Avoid freeze-thaw cycles.

www.novusbio.com



technical@novusbio.com

Protocols, Publications, Related Products, Reviews, Research Tools and Images at:
www.novusbio.com/NBP2-61805

Updated 10/23/2024 v.20.1

Earn rewards for product
reviews and publications.

Submit a publication at www.novusbio.com/publications

Submit a review at www.novusbio.com/reviews/destination/NBP2-61805



NBP2-61805

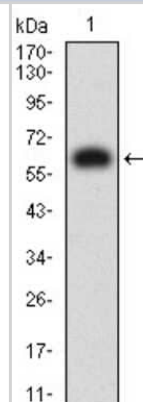
KIR3DL1 Antibody (6D9A4) - BSA Free

| Product Information | |
|-----------------------------|--|
| Unit Size | 0.1 ml |
| Concentration | 1 mg/ml |
| Storage | Store at 4C short term. Aliquot and store at -20C long term. Avoid freeze-thaw cycles. |
| Clonality | Monoclonal |
| Clone | 6D9A4 |
| Preservative | 0.05% Sodium Azide |
| Isotype | IgG2b |
| Purity | Protein G purified |
| Buffer | PBS |
| Target Molecular Weight | 49 kDa |
| Product Description | |
| Host | Mouse |
| Gene ID | 3811 |
| Gene Symbol | KIR3DL1 |
| Species | Human, Rat |
| Immunogen | Purified recombinant fragment of human KIR3DL1 (AA: extra 22-340) expressed in HEK293 cells. |
| Product Application Details | |
| Applications | Western Blot, ELISA, Flow Cytometry |
| Recommended Dilutions | Western Blot 1:100-1:2000, Flow Cytometry 1:10-1:1000, ELISA 1:100-1:2000 |

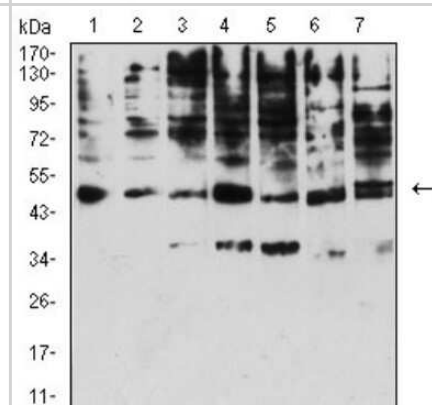


Images

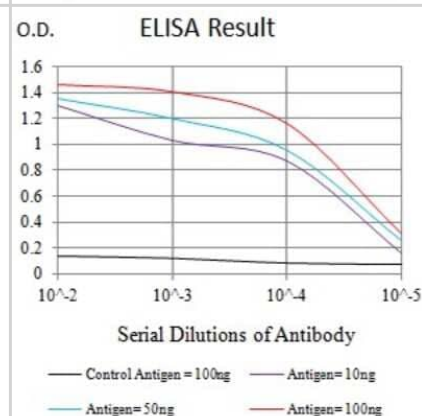
Western Blot: KIR3DL1 Antibody (6D9A4) [NBP2-61805] - Analysis using KIR3DL1 mAb against human KIR3DL1 (AA: extra 22-340) recombinant protein. (Expected MW is 65 kDa)



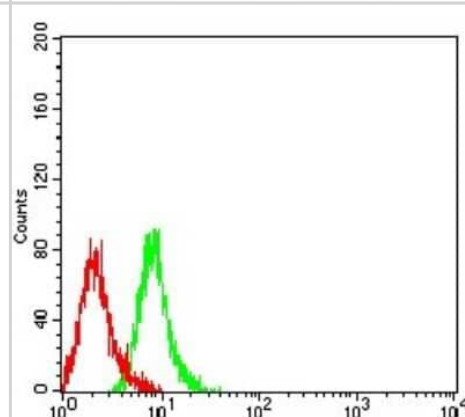
Western Blot: KIR3DL1 Antibody (6D9A4) [NBP2-61805] - Analysis using KIR3DL1 mouse mAb against A431 (1), Raji (2), SPC-A-1 (3), K562 (4), HEK293 (5), U937 (6), and C6 (7) cell lysate.



ELISA: KIR3DL1 Antibody (6D9A4) [NBP2-61805] - Black line: Control Antigen (100 ng); Purple line: Antigen (10ng); Blue line: Antigen (50 ng); Red line: Antigen (100 ng)



ELISA: KIR3DL1 Antibody (6D9A4) [NBP2-61805] - Analysis of Jurkat cells using KIR3DL1 mouse mAb (green) and negative control (red).





Novus Biologicals USA

10730 E. Briarwood Avenue
Centennial, CO 80112
USA
Phone: 303.730.1950
Toll Free: 1.888.506.6887
Fax: 303.730.1966
nb-customerservice@bio-techne.com

Bio-Techne Canada

21 Canmotor Ave
Toronto, ON M8Z 4E6
Canada
Phone: 905.827.6400
Toll Free: 855.668.8722
Fax: 905.827.6402
canada.inquires@bio-techne.com

Bio-Techne Ltd

19 Barton Lane
Abingdon Science Park
Abingdon, OX14 3NB, United Kingdom
Phone: (44) (0) 1235 529449
Free Phone: 0800 37 34 15
Fax: (44) (0) 1235 533420
info.EMEA@bio-techne.com

General Contact Information

www.novusbio.com
Technical Support: nb-technical@bio-techne.com
Orders: nb-customerservice@bio-techne.com
General: novus@novusbio.com

Products Related to NBP2-61805

| | |
|-------------|---|
| HAF007 | Goat anti-Mouse IgG Secondary Antibody [HRP] |
| NB720-B | Rabbit anti-Mouse IgG (H+L) Secondary Antibody [Biotin] |
| NBP2-27231 | Mouse IgG2b Isotype Control (MPC-11) |
| 7268-CT-100 | CTLA-4 [Unconjugated] |

Limitations

This product is for research use only and is not approved for use in humans or in clinical diagnosis. Primary Antibodies are guaranteed for 1 year from date of receipt.

For more information on our 100% guarantee, please visit www.novusbio.com/guarantee

Earn gift cards/discounts by submitting a review: www.novusbio.com/reviews/submit/NBP2-61805

Earn gift cards/discounts by submitting a publication using this product:
www.novusbio.com/publications

