

# Product Datasheet

## CHRND Antibody (1H1F9) - BSA Free NBP2-61733

Unit Size: 0.1 ml

Store at 4C short term. Aliquot and store at -20C long term. Avoid freeze-thaw cycles.

[www.novusbio.com](http://www.novusbio.com)



[technical@novusbio.com](mailto:technical@novusbio.com)

Protocols, Publications, Related Products, Reviews, Research Tools and Images at:  
[www.novusbio.com/NBP2-61733](http://www.novusbio.com/NBP2-61733)

Updated 10/23/2024 v.20.1

Earn rewards for product  
reviews and publications.

Submit a publication at [www.novusbio.com/publications](http://www.novusbio.com/publications)

Submit a review at [www.novusbio.com/reviews/destination/NBP2-61733](http://www.novusbio.com/reviews/destination/NBP2-61733)



**NBP2-61733**

CHRND Antibody (1H1F9) - BSA Free

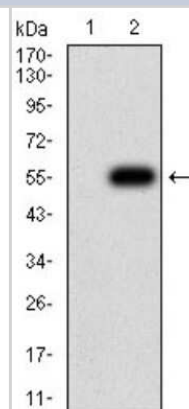
Product Information	
Unit Size	0.1 ml
Concentration	1 mg/ml
Storage	Store at 4C short term. Aliquot and store at -20C long term. Avoid freeze-thaw cycles.
Clonality	Monoclonal
Clone	1H1F9
Preservative	0.05% Sodium Azide
Isotype	IgG1
Purity	Protein G purified
Buffer	PBS
Target Molecular Weight	58.8 kDa

Product Description	
Host	Mouse
Gene ID	1144
Gene Symbol	CHRND
Species	Human
Immunogen	Purified recombinant fragment of human CHRND (AA: extra 22-245) expressed in E. Coli.

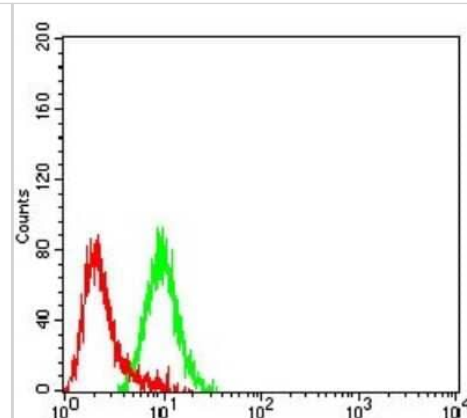
Product Application Details	
Applications	Western Blot, ELISA, Flow Cytometry
Recommended Dilutions	Western Blot 1:100-1:2000, Flow Cytometry 1:10-1:1000, ELISA 1:100-1:2000

**Images**

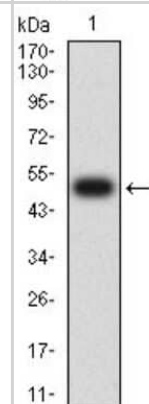
Western Blot: CHRND Antibody (1H1F9) [NBP2-61733] - Analysis using CHRND mAb against HEK293 (1) and CHRND (AA: extra 22-245)-hlgGfc transfected HEK293 (2) cell lysate.



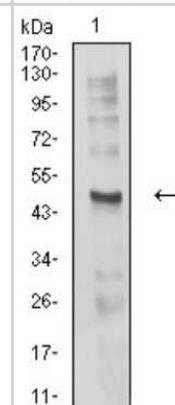
Flow Cytometry: CHRND Antibody (1H1F9) [NBP2-61733] - Analysis of SK-N-SH cells using CHRND mouse mAb (green) and negative control (red).



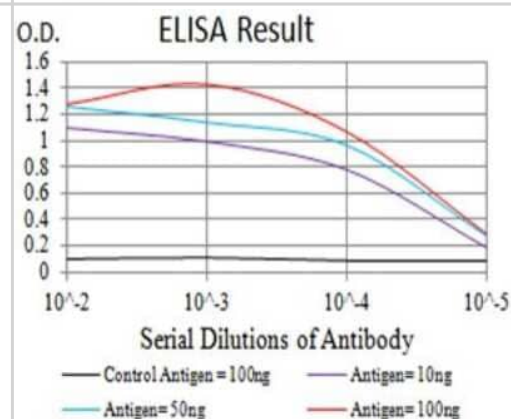
Western Blot: CHRND Antibody (1H1F9) [NBP2-61733] - Analysis using CHRND mAb against human CHRND (AA: extra 22-245) recombinant protein. (Expected MW is 52.2 kDa)



Western Blot: CHRND Antibody (1H1F9) [NBP2-61733] - Analysis using CHRND mouse mAb against C6 (1) cell lysate.



ELISA: CHRND Antibody (1H1F9) [NBP2-61733] - Black line: Control Antigen (100 ng); Purple line: Antigen (10ng); Blue line: Antigen (50 ng); Red line: Antigen (100 ng)





### **Novus Biologicals USA**

10730 E. Briarwood Avenue  
Centennial, CO 80112  
USA  
Phone: 303.730.1950  
Toll Free: 1.888.506.6887  
Fax: 303.730.1966  
nb-customerservice@bio-techne.com

### **Bio-Techne Canada**

21 Canmotor Ave  
Toronto, ON M8Z 4E6  
Canada  
Phone: 905.827.6400  
Toll Free: 855.668.8722  
Fax: 905.827.6402  
canada.inquires@bio-techne.com

### **Bio-Techne Ltd**

19 Barton Lane  
Abingdon Science Park  
Abingdon, OX14 3NB, United Kingdom  
Phone: (44) (0) 1235 529449  
Free Phone: 0800 37 34 15  
Fax: (44) (0) 1235 533420  
info.EMEA@bio-techne.com

### **General Contact Information**

[www.novusbio.com](http://www.novusbio.com)  
Technical Support: nb-technical@bio-techne.com  
Orders: nb-customerservice@bio-techne.com  
General: novus@novusbio.com

### **Products Related to NBP2-61733**

HAF007	Goat anti-Mouse IgG Secondary Antibody [HRP]
NB720-B	Rabbit anti-Mouse IgG (H+L) Secondary Antibody [Biotin]
NBP1-97005-0.5mg	Mouse IgG1 Isotype Control (MG1)
H00001144-Q01-10ug	Recombinant Human CHRND GST (N-Term) Protein

### **Limitations**

This product is for research use only and is not approved for use in humans or in clinical diagnosis. Primary Antibodies are guaranteed for 1 year from date of receipt.

For more information on our 100% guarantee, please visit [www.novusbio.com/guarantee](http://www.novusbio.com/guarantee)

Earn gift cards/discounts by submitting a review: [www.novusbio.com/reviews/submit/NBP2-61733](http://www.novusbio.com/reviews/submit/NBP2-61733)

Earn gift cards/discounts by submitting a publication using this product:  
[www.novusbio.com/publications](http://www.novusbio.com/publications)

