

# Product Datasheet

## ASF1a Antibody (2A5F8)

### NBP2-61683

Unit Size: 0.1 ml

Store at 4C short term. Aliquot and store at -20C long term. Avoid freeze-thaw cycles.

[www.novusbio.com](http://www.novusbio.com)



[technical@novusbio.com](mailto:technical@novusbio.com)

Protocols, Publications, Related Products, Reviews, Research Tools and Images at:  
[www.novusbio.com/NBP2-61683](http://www.novusbio.com/NBP2-61683)

Updated 7/23/2020 v.20.1

Earn rewards for product  
reviews and publications.

Submit a publication at [www.novusbio.com/publications](http://www.novusbio.com/publications)

Submit a review at [www.novusbio.com/reviews/destination/NBP2-61683](http://www.novusbio.com/reviews/destination/NBP2-61683)



**NBP2-61683**

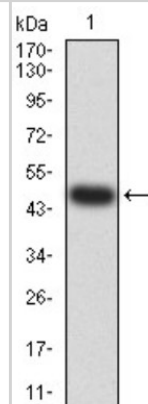
ASF1a Antibody (2A5F8)

<b>Product Information</b>	
<b>Unit Size</b>	0.1 ml
<b>Concentration</b>	1 mg/ml
<b>Storage</b>	Store at 4C short term. Aliquot and store at -20C long term. Avoid freeze-thaw cycles.
<b>Clonality</b>	Monoclonal
<b>Clone</b>	2A5F8
<b>Preservative</b>	0.05% Sodium Azide
<b>Isotype</b>	IgG1
<b>Purity</b>	Protein G purified
<b>Buffer</b>	PBS
<b>Target Molecular Weight</b>	23 kDa
<b>Product Description</b>	
<b>Host</b>	Mouse
<b>Gene ID</b>	25842
<b>Gene Symbol</b>	ASF1A
<b>Species</b>	Human
<b>Immunogen</b>	Purified recombinant fragment of human ASF1A (AA: 1-204) expressed in E. Coli.
<b>Product Application Details</b>	
<b>Applications</b>	Western Blot, ELISA, Flow Cytometry
<b>Recommended Dilutions</b>	Western Blot 1:100-1:2000, Flow Cytometry 1:10-1:1000, ELISA 1:100-1:2000

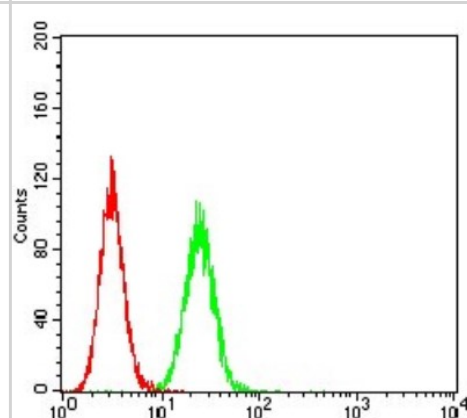


## Images

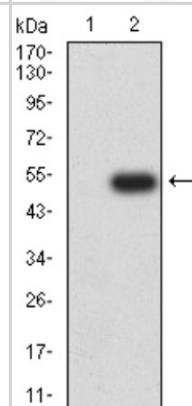
Western Blot: ASF1a Antibody (2A5F8) [NBP2-61683] - Analysis using ASF1A mAb against human ASF1A (AA: 1-204) recombinant protein. (Expected MW is 48.9 kDa)



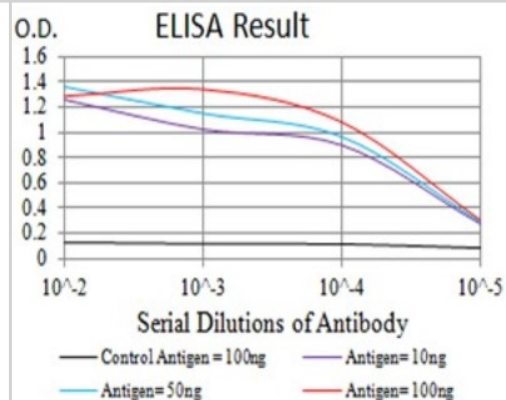
Flow Cytometry: ASF1a Antibody (2A5F8) [NBP2-61683] - Analysis of Hela cells using ASF1A mouse mAb (green) and negative control (red).



Western Blot: ASF1a Antibody (2A5F8) [NBP2-61683] - Analysis using ASF1A mAb against HEK293 (1) and ASF1A (AA: 1-204)-hlgGfc transfected HEK293 (2) cell lysate.



ELISA: ASF1a Antibody (2A5F8) [NBP2-61683] - Black line: Control Antigen (100 ng); Purple line: Antigen (10ng); Blue line: Antigen (50 ng); Red line: Antigen (100 ng)





### **Novus Biologicals USA**

10730 E. Briarwood Avenue  
Centennial, CO 80112  
USA

Phone: 303.730.1950  
Toll Free: 1.888.506.6887  
Fax: 303.730.1966  
novus@novusbio.com

### **Bio-Techne Canada**

21 Canmotor Ave  
Toronto, ON M8Z 4E6  
Canada

Phone: 905.827.6400  
Toll Free: 855.668.8722  
Fax: 905.827.6402  
canada.inquires@bio-techne.com

### **Bio-Techne Ltd**

19 Barton Lane  
Abingdon Science Park  
Abingdon, OX14 3NB, United Kingdom

Phone: (44) (0) 1235 529449  
Free Phone: 0800 37 34 15  
Fax: (44) (0) 1235 533420  
info.EMEA@bio-techne.com

### **General Contact Information**

www.novusbio.com  
Technical Support: technical@novusbio.com  
Orders: orders@novusbio.com  
General: novus@novusbio.com

### **Products Related to NBP2-61683**

---

HAF007	Goat anti-Mouse IgG Secondary Antibody [HRP (Horseradish Peroxidase)]
NB720-B	Rabbit anti-Mouse IgG (H+L) Secondary Antibody [Biotin]
NBP1-97005-0.5mg	Mouse IgG1 Isotype Control (MG1)
NBC1-22941-0.1mg	Recombinant Human ASF1a His Protein

---

### **Limitations**

This product is for research use only and is not approved for use in humans or in clinical diagnosis. Primary Antibodies are guaranteed for 1 year from date of receipt.

For more information on our 100% guarantee, please visit [www.novusbio.com/guarantee](http://www.novusbio.com/guarantee)

Earn gift cards/discounts by submitting a review: [www.novusbio.com/reviews/submit/NBP2-61683](http://www.novusbio.com/reviews/submit/NBP2-61683)

Earn gift cards/discounts by submitting a publication using this product:  
[www.novusbio.com/publications](http://www.novusbio.com/publications)

