

# Product Datasheet

## Histone H4 [Monomethyl Arg3] Antibody (RM195) NBP2-61556

Unit Size: 100 ug

Store at -20C. Avoid freeze-thaw cycles.

[www.novusbio.com](http://www.novusbio.com)



[technical@novusbio.com](mailto:technical@novusbio.com)

Protocols, Publications, Related Products, Reviews, Research Tools and Images at:  
[www.novusbio.com/NBP2-61556](http://www.novusbio.com/NBP2-61556)

Updated 10/23/2024 v.20.1

Earn rewards for product  
reviews and publications.

Submit a publication at [www.novusbio.com/publications](http://www.novusbio.com/publications)

Submit a review at [www.novusbio.com/reviews/destination/NBP2-61556](http://www.novusbio.com/reviews/destination/NBP2-61556)



**NBP2-61556**

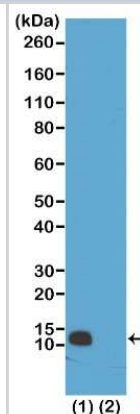
Histone H4 [Monomethyl Arg3] Antibody (RM195)

Product Information	
Unit Size	100 ug
Concentration	1 mg/ml
Storage	Store at -20C. Avoid freeze-thaw cycles.
Clonality	Monoclonal
Clone	RM195
Preservative	0.09% Sodium Azide
Isotype	IgG
Purity	Protein A purified
Buffer	50% Glycerol/PBS, 1% BSA
Product Description	
Host	Rabbit
Gene ID	121504
Gene Symbol	H4C16
Species	Human, Vertebrate
Specificity/Sensitivity	This antibody reacts to Histone H4 monomethylated at Arginine 3. No cross reactivity with unmodified Arginine 3, asymmetric or symmetric dimethylated Arginine 3, and citrullinated Arginine 3 in Histone H4.
Immunogen	A monomethyl -peptide corresponding to the Histone H4 [Monomethyl Arg3] (RM195)
Product Application Details	
Applications	Western Blot, ELISA, Immunocytochemistry/ Immunofluorescence, Multiplex Immunoassay
Recommended Dilutions	Western Blot 0.5 ug/ml-2 ug/ml, ELISA 0.2 ug/mL - 1 ug/mL, Immunocytochemistry/ Immunofluorescence 1 ug/ml - 2 ug/ml, Multiplex Immunoassay 0.2 ug/ml - 1 ug/ml

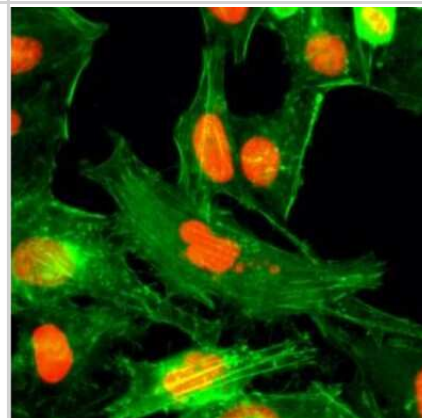


## Images

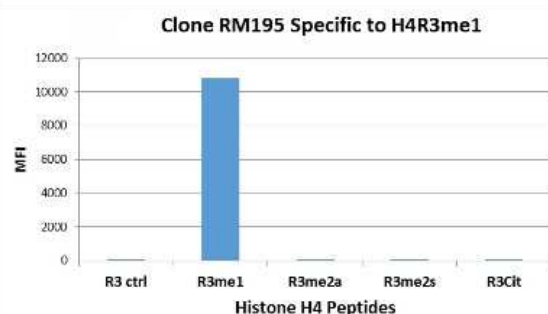
Western Blot: Histone H4 [Monomethyl Arg3] Antibody (RM195) [NBP2-61556] - Western Blot of (1) acid extracts of HeLa cells; (2) recombinant Histone H4. using NBP2-61556, showed a band of Histone monomethylated at Arginine 3 in HeLa cells.



Immunocytochemistry/Immunofluorescence: Histone H4 [Monomethyl Arg3] Antibody (RM195) [NBP2-61556] - Immunocytochemical staining of HeLa cells using NBP2-61556 (red). Actin filaments have been labeled with fluorescein phalloidin (green).



Multiplex Immunoassay: Histone H4 [Monomethyl Arg3] Antibody (RM195) [NBP2-61556] - NBP2-61556 specifically reacts to Histone H4 monomethylated at Arginine 3 (R3me1). No cross reactivity with unmodified Arg 3 (R3 ctrl), asymmetric dimethylated Arg 3 (R3me2a), symmetric dimethylated Arg 3 (R3me2s), or citrullinated Arg 3 (R3Cit) in Histone H4.





### **Novus Biologicals USA**

10730 E. Briarwood Avenue  
Centennial, CO 80112  
USA  
Phone: 303.730.1950  
Toll Free: 1.888.506.6887  
Fax: 303.730.1966  
nb-customerservice@bio-techne.com

### **Bio-Techne Canada**

21 Canmotor Ave  
Toronto, ON M8Z 4E6  
Canada  
Phone: 905.827.6400  
Toll Free: 855.668.8722  
Fax: 905.827.6402  
canada.inquires@bio-techne.com

### **Bio-Techne Ltd**

19 Barton Lane  
Abingdon Science Park  
Abingdon, OX14 3NB, United Kingdom  
Phone: (44) (0) 1235 529449  
Free Phone: 0800 37 34 15  
Fax: (44) (0) 1235 533420  
info.EMEA@bio-techne.com

### **General Contact Information**

www.novusbio.com  
Technical Support: nb-technical@bio-techne.com  
Orders: nb-customerservice@bio-techne.com  
General: novus@novusbio.com

### **Products Related to NBP2-61556**

---

HAF008	Goat anti-Rabbit IgG Secondary Antibody [HRP]
NB7160	Goat anti-Rabbit IgG (H+L) Secondary Antibody [HRP]
NBP2-24891	Rabbit IgG Isotype Control
NB21-2090PEP	Histone H4 [Trimethyl Lys20] Antibody Blocking Peptide

---

### **Limitations**

This product is for research use only and is not approved for use in humans or in clinical diagnosis. Primary Antibodies are guaranteed for 1 year from date of receipt.

For more information on our 100% guarantee, please visit [www.novusbio.com/guarantee](http://www.novusbio.com/guarantee)

Earn gift cards/discounts by submitting a review: [www.novusbio.com/reviews/submit/NBP2-61556](http://www.novusbio.com/reviews/submit/NBP2-61556)

Earn gift cards/discounts by submitting a publication using this product:  
[www.novusbio.com/publications](http://www.novusbio.com/publications)

