

# Product Datasheet

## Histone H3 [ac Lys4] Antibody (RM149) NBP2-61542

Unit Size: 100 ug

Store at -20C. Avoid freeze-thaw cycles.

[www.novusbio.com](http://www.novusbio.com)



[technical@novusbio.com](mailto:technical@novusbio.com)

Protocols, Publications, Related Products, Reviews, Research Tools and Images at:  
[www.novusbio.com/NBP2-61542](http://www.novusbio.com/NBP2-61542)

Updated 9/9/2025 v.20.1

Earn rewards for product  
reviews and publications.

Submit a publication at [www.novusbio.com/publications](http://www.novusbio.com/publications)

Submit a review at [www.novusbio.com/reviews/destination/NBP2-61542](http://www.novusbio.com/reviews/destination/NBP2-61542)



**NBP2-61542****Histone H3 [ac Lys4] Antibody (RM149)**

<b>Product Information</b>	
<b>Unit Size</b>	100 ug
<b>Concentration</b>	1 mg/ml
<b>Storage</b>	Store at -20C. Avoid freeze-thaw cycles.
<b>Clonality</b>	Monoclonal
<b>Clone</b>	RM149
<b>Preservative</b>	0.09% Sodium Azide
<b>Isotype</b>	IgG
<b>Purity</b>	Protein A purified
<b>Buffer</b>	50% Glycerol/PBS, 1% BSA
<b>Target Molecular Weight</b>	15 kDa


<b>Product Description</b>	
<b>Description</b>	Novus Biologicals Rabbit Histone H3 [ac Lys4] Antibody (RM149) (NBP2-61542) is a recombinant monoclonal antibody validated for use in Multiplex Immunofluorescence, WB, ELISA, ICC/IF and ChIP. All Novus Biologicals antibodies are covered by our 100% guarantee.
<b>Host</b>	Rabbit
<b>Gene ID</b>	126961
<b>Gene Symbol</b>	H3C14
<b>Species</b>	Human, Vertebrate
<b>Specificity/Sensitivity</b>	This Histone H3 [ac Lys4] antibody (RM149) reacts to Histone H3 acetylated at Lysine 4. No cross reactivity with other acetylated Lysines in Histone H3.
<b>Immunogen</b>	This Histone H3 [ac Lys4] antibody (RM149) was raised against an acetyl-peptide corresponding to the Histone H3 [ac Lys4]

<b>Product Application Details</b>	
<b>Applications</b>	Western Blot, ELISA, Immunocytochemistry/ Immunofluorescence, Chromatin Immunoprecipitation (ChIP), Multiplex Immunofluorescence
<b>Recommended Dilutions</b>	Western Blot 0.25 ug/ml-1 ug/ml, ELISA 0.2 ug/mL - 1 ug/mL, Immunocytochemistry/ Immunofluorescence 0.5 ug/ml - 2 ug/ml, Chromatin Immunoprecipitation (ChIP) 1ug-5 ug, Multiplex Immunofluorescence

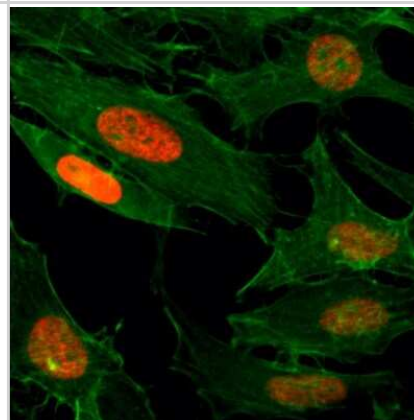


## Images

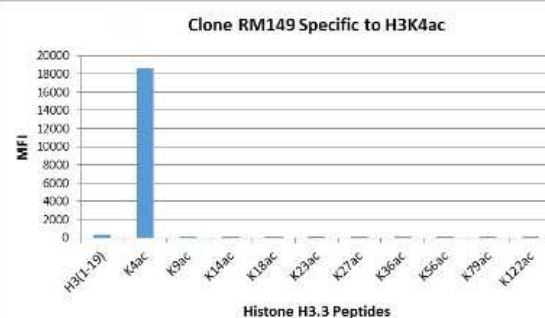
**Western Blot: Histone H3 [ac Lys4] Antibody (RM149) [NBP2-61542]** - Western Blot of acid extracts from HeLa cells untreated (-) or treated (+) with sodium butyrate, using NBP2-61542, showed a band of Histone H3 acetylated at Lysine 4 in treated HeLa. Observed molecular weight is ~17 kDa.



**Immunocytochemistry/Immunofluorescence: Histone H3 [ac Lys4] Antibody (RM149) [NBP2-61542]** - Immunocytochemistry of HeLa cells treated with sodium butyrate, using NBP2-61542 (red). Actin filaments have been labeled with fluorescein phalloidin (green).



**Multiplex Immunoassay: Histone H3 [ac Lys4] Antibody (RM149) [NBP2-61542]** - NBP2-61542 specifically reacts to Histone H3 acetylated at Lysine 4 (K4ac). No cross reactivity with non-modified Lysine 4, acetylated Lysine 9 (K9ac), Lysine 14 (K14ac), Lysine 18 (K18ac), Lysine 23 (K23ac), Lysine 27 (K27ac), Lysine 36 (K36ac), Lysine 56 (K56ac), lysine 79 (K79ac), or Lysine 122 (K122) in histone H3.





### **Novus Biologicals USA**

10730 E. Briarwood Avenue  
Centennial, CO 80112  
USA  
Phone: 303.730.1950  
Toll Free: 1.888.506.6887  
Fax: 303.730.1966  
nb-customerservice@bio-techne.com

### **Bio-Techne Canada**

21 Canmotor Ave  
Toronto, ON M8Z 4E6  
Canada  
Phone: 905.827.6400  
Toll Free: 855.668.8722  
Fax: 905.827.6402  
canada.inquires@bio-techne.com

### **Bio-Techne Ltd**

19 Barton Lane  
Abingdon Science Park  
Abingdon, OX14 3NB, United Kingdom  
Phone: (44) (0) 1235 529449  
Free Phone: 0800 37 34 15  
Fax: (44) (0) 1235 533420  
info.EMEA@bio-techne.com

### **General Contact Information**

www.novusbio.com  
Technical Support: nb-technical@bio-techne.com  
Orders: nb-customerservice@bio-techne.com  
General: novus@novusbio.com

### **Products Related to NBP2-61542**

---

HAF008	Goat anti-Rabbit IgG Secondary Antibody [HRP]
NB7160	Goat anti-Rabbit IgG (H+L) Secondary Antibody [HRP]
NBP2-24891	Rabbit IgG Isotype Control
NB21-1037PEP	Histone H3 [Monomethyl Lys4, p Thr6] Antibody Blocking Peptide

---

### **Limitations**

This product is for research use only and is not approved for use in humans or in clinical diagnosis. Primary Antibodies are guaranteed for 1 year from date of receipt.

For more information on our 100% guarantee, please visit [www.novusbio.com/guarantee](http://www.novusbio.com/guarantee)

Earn gift cards/discounts by submitting a review: [www.novusbio.com/reviews/submit/NBP2-61542](http://www.novusbio.com/reviews/submit/NBP2-61542)

Earn gift cards/discounts by submitting a publication using this product:  
[www.novusbio.com/publications](http://www.novusbio.com/publications)

