

Product Datasheet

Histone H3 [Monomethyl Lys4] Antibody (RM140) NBP2-61533

Unit Size: 100 ug

Store at -20C. Avoid freeze-thaw cycles.

www.novusbio.com



technical@novusbio.com

Protocols, Publications, Related Products, Reviews, Research Tools and Images at:
www.novusbio.com/NBP2-61533

Updated 9/9/2025 v.20.1

Earn rewards for product
reviews and publications.

Submit a publication at www.novusbio.com/publications

Submit a review at www.novusbio.com/reviews/destination/NBP2-61533



NBP2-61533

Histone H3 [Monomethyl Lys4] Antibody (RM140)

Product Information	
Unit Size	100 ug
Concentration	1 mg/ml
Storage	Store at -20C. Avoid freeze-thaw cycles.
Clonality	Monoclonal
Clone	RM140
Preservative	0.09% Sodium Azide
Isotype	IgG
Purity	Protein A purified
Buffer	50% Glycerol/PBS, 1% BSA
Target Molecular Weight	15 kDa


Product Description	
Description	Novus Biologicals Rabbit Histone H3 [Monomethyl Lys4] Antibody (RM140) (NBP2-61533) is a recombinant monoclonal antibody validated for use in Multiplex Immunofluorescence, WB, ELISA, ICC/IF and ChIP. All Novus Biologicals antibodies are covered by our 100% guarantee.
Host	Rabbit
Gene ID	126961
Gene Symbol	H3C14
Species	Human, Vertebrate
Specificity/Sensitivity	This Histone H3 [Monomethyl Lys4] antibody (RM140) reacts to Histone H3 monomethylated at Lysine 4. No cross reactivity with dimethylated Lysine 4 or trimethylated Lysine 4, or other methylations in Histone H3
Immunogen	This Histone H3 [Monomethyl Lys4] antibody (RM140) was raised against a monomethyl-peptide corresponding to Histone H3 [Monomethyl Lys4]

Product Application Details	
Applications	Western Blot, ELISA, Immunocytochemistry/ Immunofluorescence, Chromatin Immunoprecipitation (ChIP), Multiplex Immunofluorescence
Recommended Dilutions	Western Blot 0.2 ug/ml - 1 ug/ml, ELISA 0.2 ug/mL -1 ug/mL, Immunocytochemistry/ Immunofluorescence 1 ug/ml - 2 ug/ml, Chromatin Immunoprecipitation (ChIP) 2 ug/mL- 10 ug/mL, Multiplex Immunofluorescence

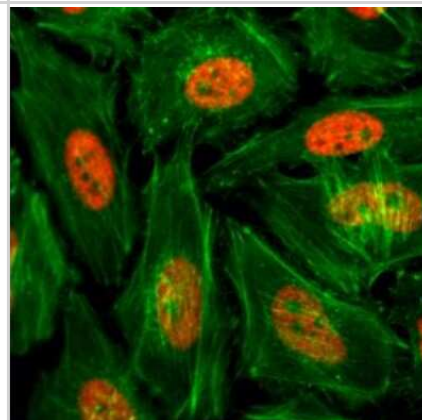


Images

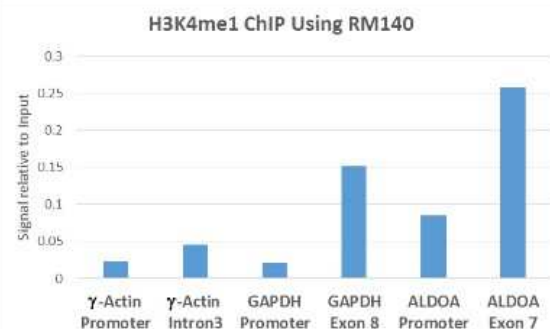
Western Blot: Histone H3 [Monomethyl Lys4] Antibody (RM140) [NBP2-61533] - Western Blot of recombinant histone H3.3 (1) and acid extracts of HeLa cells (2), using NBP2-61533, showed a band of histone H3 monomethylated at Lysine 4 (K4me1) in HeLa cells. Observed molecular weight is ~16 kDa.



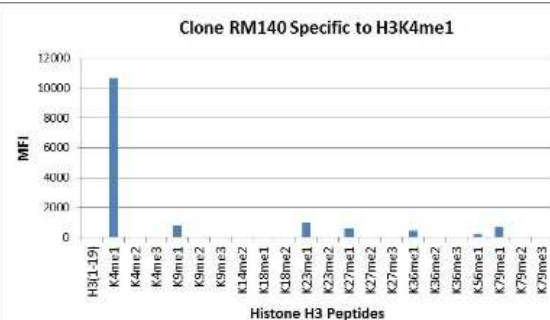
Immunocytochemistry/Immunofluorescence: Histone H3 [Monomethyl Lys4] Antibody (RM140) [NBP2-61533] - Immunocytochemistry of HeLa cells, using Monomethyl-Histone H3 (Lys4) Rabbit mAb NBP2-61533 (red). Actin filaments have been labeled with fluorescein phalloidin (green).



Chromatin Immunoprecipitation: Histone H3 [Monomethyl Lys4] Antibody (RM140) [NBP2-61533] - ChIP performed on HeLa cells using H3K4me1 antibody (NBP2-61533). Real-time PCR was performed using primers specific to the gene indicated.



Multiplex Immunoassay: Histone H3 [Monomethyl Lys4] Antibody (RM140) [NBP2-61533] - NBP2-61533 specifically reacts to Histone H3 monomethylated at Lysine 4 (K4me1). No cross reactivity with dimethylated Lysine 4 (K4me2), trimethylated Lysine 4 (K4me3), or other methylations in histone H3.





Novus Biologicals USA

10730 E. Briarwood Avenue
Centennial, CO 80112
USA
Phone: 303.730.1950
Toll Free: 1.888.506.6887
Fax: 303.730.1966
nb-customerservice@bio-techne.com

Bio-Techne Canada

21 Canmotor Ave
Toronto, ON M8Z 4E6
Canada
Phone: 905.827.6400
Toll Free: 855.668.8722
Fax: 905.827.6402
canada.inquires@bio-techne.com

Bio-Techne Ltd

19 Barton Lane
Abingdon Science Park
Abingdon, OX14 3NB, United Kingdom
Phone: (44) (0) 1235 529449
Free Phone: 0800 37 34 15
Fax: (44) (0) 1235 533420
info.EMEA@bio-techne.com

General Contact Information

www.novusbio.com
Technical Support: nb-technical@bio-techne.com
Orders: nb-customerservice@bio-techne.com
General: novus@novusbio.com

Products Related to NBP2-61533

HAF008	Goat anti-Rabbit IgG Secondary Antibody [HRP]
NB7160	Goat anti-Rabbit IgG (H+L) Secondary Antibody [HRP]
NBP2-24891	Rabbit IgG Isotype Control
NB21-1071PEP	Histone H3 [Monomethyl Lys9] Antibody Blocking Peptide

Limitations

This product is for research use only and is not approved for use in humans or in clinical diagnosis. Primary Antibodies are guaranteed for 1 year from date of receipt.

For more information on our 100% guarantee, please visit www.novusbio.com/guarantee

Earn gift cards/discounts by submitting a review: www.novusbio.com/reviews/submit/NBP2-61533

Earn gift cards/discounts by submitting a publication using this product:
www.novusbio.com/publications

