

Product Datasheet

Histone H3 [ac Lys14] Antibody (RM130) NBP2-61532

Unit Size: 100 ug

Store at -20C. Avoid freeze-thaw cycles.

www.novusbio.com



technical@novusbio.com

Protocols, Publications, Related Products, Reviews, Research Tools and Images at:
www.novusbio.com/NBP2-61532

Updated 9/9/2025 v.20.1

Earn rewards for product
reviews and publications.

Submit a publication at www.novusbio.com/publications

Submit a review at www.novusbio.com/reviews/destination/NBP2-61532



NBP2-61532

Histone H3 [ac Lys14] Antibody (RM130)

Product Information	
Unit Size	100 ug
Concentration	1 mg/ml
Storage	Store at -20C. Avoid freeze-thaw cycles.
Clonality	Monoclonal
Clone	RM130
Preservative	0.09% Sodium Azide
Isotype	IgG
Purity	Protein A purified
Buffer	50% Glycerol/PBS, 1% BSA
Target Molecular Weight	15 kDa

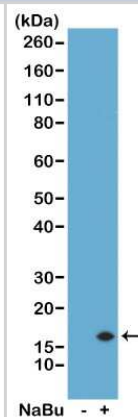
Product Description	
Description	Novus Biologicals Rabbit Histone H3 [ac Lys14] Antibody (RM130) (NBP2-61532) is a recombinant monoclonal antibody validated for use in Multiplex Immunofluorescence, WB, ELISA, ICC/IF and ChIP. All Novus Biologicals antibodies are covered by our 100% guarantee.
Host	Rabbit
Gene ID	126961
Gene Symbol	H3C14
Species	Human, Vertebrate
Specificity/Sensitivity	This Histone H3 [ac Lys14] antibody (RM130) reacts to Histone H3 acetylated at Lysine 14, which is not affected by the modification of neighboring amino acids. No cross reactivity with acetylated Lysine 4, Lysine 9, Lysine 18, Lysine 23, Lysine 27, Lysine 36, or lysine 79 in Histone H3.
Immunogen	This Histone H3 [ac Lys14] antibody (RM130) was raised against an acetyl-peptide corresponding to the Histone H3 [ac Lys14]

Product Application Details	
Applications	Western Blot, ELISA, Immunocytochemistry/ Immunofluorescence, Chromatin Immunoprecipitation (ChIP), Multiplex Immunofluorescence
Recommended Dilutions	Western Blot 0.5 ug/ml-2 ug/ml, ELISA 0.2 ug/mL- 1 ug/mL, Immunocytochemistry/ Immunofluorescence 0.5 ug/ml - 2 ug/ml, Chromatin Immunoprecipitation (ChIP) 2 ug/mL- 10 ug/mL, Multiplex Immunofluorescence

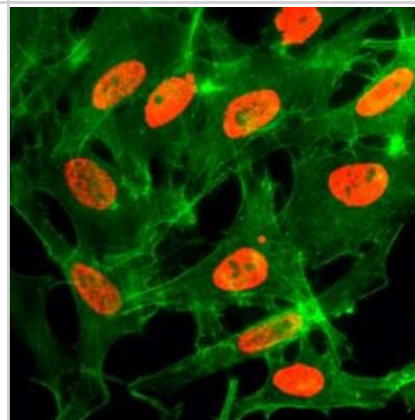


Images

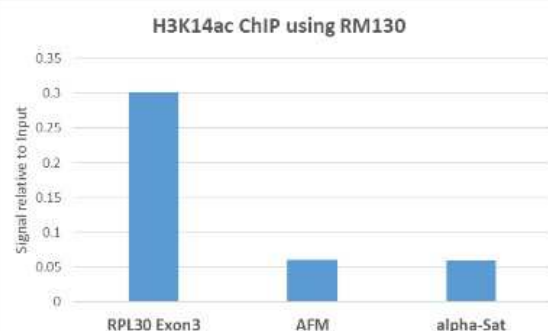
Western Blot: Histone H3 [ac Lys14] Antibody (RM130) [NBP2-61532] - Western Blot of acid extracts from HeLa cells untreated (-) or treated with sodium butyrate (+) or, using NBP2-61532. Observed molecular weight is ~17 kDa.



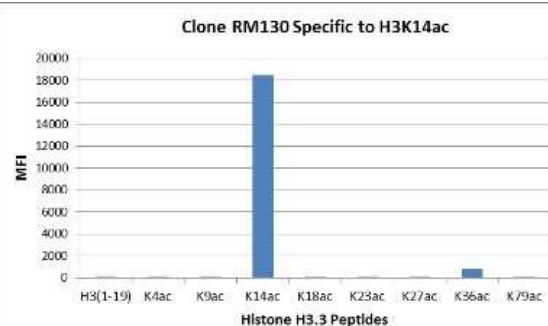
Immunocytochemistry/Immunofluorescence: Histone H3 [ac Lys14] Antibody (RM130) [NBP2-61532] - Immunocytochemistry of HeLa cells treated with sodium butyrate, using NBP2-61532 (red). Actin filaments have been labeled with fluorescein phalloidin (green).



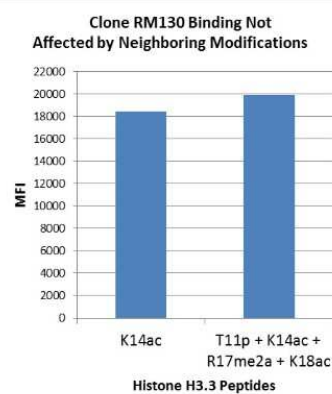
Chromatin Immunoprecipitation: Histone H3 [ac Lys14] Antibody (RM130) [NBP2-61532] - ChIP performed on HeLa cells using NBP2-61532. Real-time PCR was performed using primers specific to the gene indicated.



Multiplex Immunoassay: Histone H3 [ac Lys14] Antibody (RM130) [NBP2-61532] - NBP2-61532 specifically reacts to Histone H3 acetylated at Lysine 14 (K14ac). No cross reactivity with acetylated Lysine 4 (K4ac), Lysine 9 (K9ac), Lysine 18 (K18ac), Lysine 23 (K23ac), Lysine 27 (K27ac), Lysine 36 (K36ac), or lysine 79 (K79ac) in histone H3.



Multiplex Immunoassay: Histone H3 [ac Lys14] Antibody (RM130) [NBP2-61532] - The binding specificity of NBP2-61532 to Histone H3 acetylated at Lysine 14 (K14ac) is not affected by the modification of neighboring amino acids.





Novus Biologicals USA

10730 E. Briarwood Avenue
Centennial, CO 80112
USA
Phone: 303.730.1950
Toll Free: 1.888.506.6887
Fax: 303.730.1966
nb-customerservice@bio-techne.com

Bio-Techne Canada

21 Canmotor Ave
Toronto, ON M8Z 4E6
Canada
Phone: 905.827.6400
Toll Free: 855.668.8722
Fax: 905.827.6402
canada.inquires@bio-techne.com

Bio-Techne Ltd

19 Barton Lane
Abingdon Science Park
Abingdon, OX14 3NB, United Kingdom
Phone: (44) (0) 1235 529449
Free Phone: 0800 37 34 15
Fax: (44) (0) 1235 533420
info.EMEA@bio-techne.com

General Contact Information

www.novusbio.com
Technical Support: nb-technical@bio-techne.com
Orders: nb-customerservice@bio-techne.com
General: novus@novusbio.com

Products Related to NBP2-61532

HAF008	Goat anti-Rabbit IgG Secondary Antibody [HRP]
NB7160	Goat anti-Rabbit IgG (H+L) Secondary Antibody [HRP]
NBP2-24891	Rabbit IgG Isotype Control
NB21-1252PEP	Histone H3 [Dimethyl Lys36] Antibody Blocking Peptide

Limitations

This product is for research use only and is not approved for use in humans or in clinical diagnosis. Primary Antibodies are guaranteed for 1 year from date of receipt.

For more information on our 100% guarantee, please visit www.novusbio.com/guarantee

Earn gift cards/discounts by submitting a review: www.novusbio.com/reviews/submit/NBP2-61532

Earn gift cards/discounts by submitting a publication using this product:
www.novusbio.com/publications

