

# Product Datasheet

## Androgen R/NR3C4 Antibody (RM254) NBP2-61492

Unit Size: 100 ul

Store at -20C. Avoid freeze-thaw cycles.

[www.novusbio.com](http://www.novusbio.com)



[technical@novusbio.com](mailto:technical@novusbio.com)

Protocols, Publications, Related Products, Reviews, Research Tools and Images at:  
[www.novusbio.com/NBP2-61492](http://www.novusbio.com/NBP2-61492)

Updated 7/17/2023 v.20.1

Earn rewards for product  
reviews and publications.

Submit a publication at [www.novusbio.com/publications](http://www.novusbio.com/publications)

Submit a review at [www.novusbio.com/reviews/destination/NBP2-61492](http://www.novusbio.com/reviews/destination/NBP2-61492)



**NBP2-61492**


Androgen R/NR3C4 Antibody (RM254)

Product Information	
Unit Size	100 ul
Concentration	Please see the vial label for concentration. If unlisted please contact technical services.
Storage	Store at -20C. Avoid freeze-thaw cycles.
Clonality	Monoclonal
Clone	RM254
Preservative	0.09% Sodium Azide
Isotype	IgG
Purity	Protein A purified
Buffer	50% Glycerol/PBS with 1% BSA
Product Description	
Host	Rabbit
Gene ID	367
Gene Symbol	AR
Species	Human
Specificity/Sensitivity	This antibody reacts to full length Androgen R/NR3C4 and splice variants.
Immunogen	A peptide corresponding to the N-terminus of Human Androgen R/NR3C4
Product Application Details	
Applications	Western Blot, Immunohistochemistry, Immunohistochemistry-Paraffin
Recommended Dilutions	Western Blot 1:100 - 1:1000, Immunohistochemistry 1:1000 - 1:2500, Immunohistochemistry-Paraffin 1:1000 - 1:2500

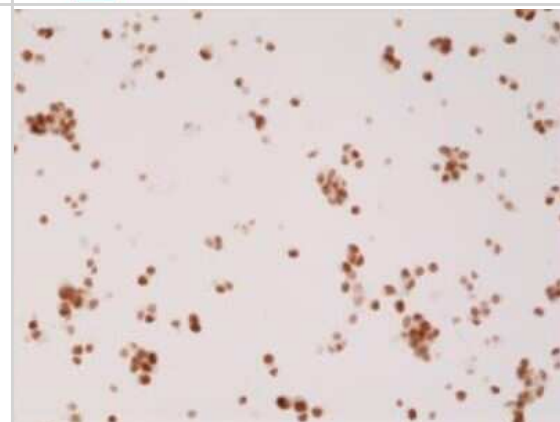


## Images

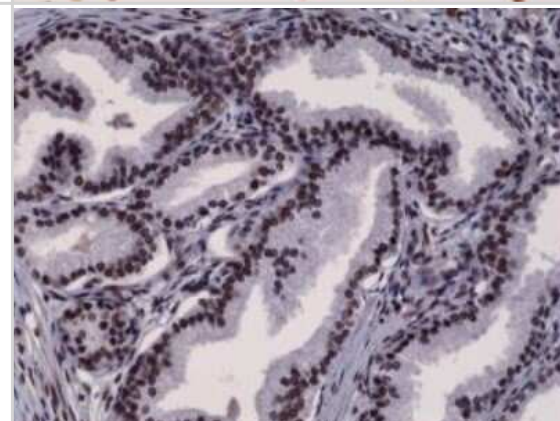
Western Blot: Androgen R/NR3C4 Antibody (RM254) [NBP2-61492] - Western Blot analysis of 22RV1 whole cell lysates, using Anti-Androgen R/NR3C4 (N-term) Rabbit monoclonal antibody (NBP2-61492), showed full length androgen receptor and splice variants expressed in 22RV1 cells.



Immunohistochemistry-Paraffin: Androgen R/NR3C4 Antibody (RM254) [NBP2-61492] - Immunohistochemical staining of formalin fixed and paraffin embedded 22RV1 cells sections using Anti-Androgen R/NR3C4 (N-term) Rabbit monoclonal antibody (NBP2-61492).



Immunohistochemistry-Paraffin: Androgen R/NR3C4 Antibody (RM254) [NBP2-61492] - Immunohistochemical staining of formalin fixed and paraffin embedded Human prostate cancer tissue section using NBP2-61492.





### **Novus Biologicals USA**

10730 E. Briarwood Avenue  
Centennial, CO 80112  
USA  
Phone: 303.730.1950  
Toll Free: 1.888.506.6887  
Fax: 303.730.1966  
nb-customerservice@bio-techne.com

### **Bio-Techne Canada**

21 Canmotor Ave  
Toronto, ON M8Z 4E6  
Canada  
Phone: 905.827.6400  
Toll Free: 855.668.8722  
Fax: 905.827.6402  
canada.inquires@bio-techne.com

### **Bio-Techne Ltd**

19 Barton Lane  
Abingdon Science Park  
Abingdon, OX14 3NB, United Kingdom  
Phone: (44) (0) 1235 529449  
Free Phone: 0800 37 34 15  
Fax: (44) (0) 1235 533420  
info.EMEA@bio-techne.com

### **General Contact Information**

[www.novusbio.com](http://www.novusbio.com)  
Technical Support: nb-technical@bio-techne.com  
Orders: nb-customerservice@bio-techne.com  
General: novus@novusbio.com

### **Limitations**

This product is for research use only and is not approved for use in humans or in clinical diagnosis. Primary Antibodies are guaranteed for 1 year from date of receipt.

For more information on our 100% guarantee, please visit [www.novusbio.com/guarantee](http://www.novusbio.com/guarantee)

Earn gift cards/discounts by submitting a review: [www.novusbio.com/reviews/submit/NBP2-61492](http://www.novusbio.com/reviews/submit/NBP2-61492)

Earn gift cards/discounts by submitting a publication using this product:  
[www.novusbio.com/publications](http://www.novusbio.com/publications)

