

Product Datasheet

Granulin Antibody (CL5695) - BSA Free NBP2-61425

Unit Size: 100 ul

Store at 4C short term. Aliquot and store at -20C long term. Avoid freeze-thaw cycles.

www.novusbio.com



technical@novusbio.com

Protocols, Publications, Related Products, Reviews, Research Tools and Images at:
www.novusbio.com/NBP2-61425

Updated 9/9/2025 v.20.1

Earn rewards for product
reviews and publications.

Submit a publication at www.novusbio.com/publications

Submit a review at www.novusbio.com/reviews/destination/NBP2-61425



NBP2-61425

Granulin Antibody (CL5695) - BSA Free

Product Information

Unit Size	100 ul
Concentration	Concentrations vary lot to lot. See vial label for concentration. If unlisted please contact technical services.
Storage	Store at 4C short term. Aliquot and store at -20C long term. Avoid freeze-thaw cycles.
Clonality	Monoclonal
Clone	CL5695
Preservative	0.02% Sodium Azide
Isotype	IgG1
Purity	Protein A purified
Buffer	PBS (pH 7.2) and 40% Glycerol

Product Description

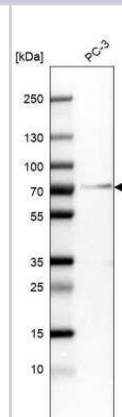
Description	Novus Biologicals Knockout (KO) Validated Mouse Granulin Antibody (CL5695) - BSA Free (NBP2-61425) is a monoclonal antibody validated for use in IHC and WB. All Novus Biologicals antibodies are covered by our 100% guarantee.
Host	Mouse
Gene ID	2896
Gene Symbol	GRN
Species	Human
Immunogen	This antibody was developed using a recombinant protein derived from P28799, with the exact immunogen sequence remaining proprietary.

Product Application Details

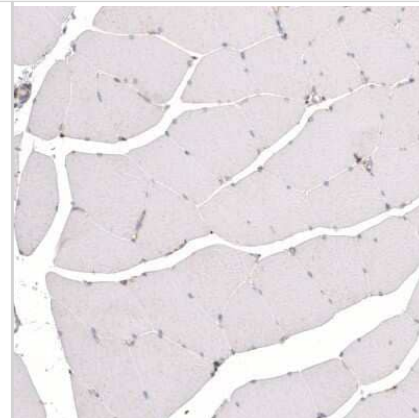
Applications	Western Blot, Immunohistochemistry-Paraffin, Immunohistochemistry, Knockout Validated
Recommended Dilutions	Western Blot 1 ug/ml, Immunohistochemistry 1:1000 - 1:2500, Immunohistochemistry-Paraffin 1:1000 - 1:2500, Knockout Validated
Application Notes	For IHC-Paraffin, HIER pH 6 retrieval is recommended.

Images

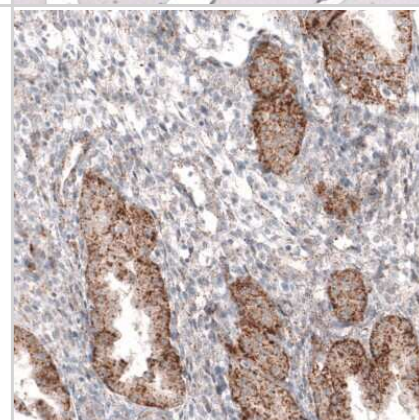
Western Blot: Granulin Antibody (CL5695) [NBP2-61425] - Analysis in human cell line PC-3.



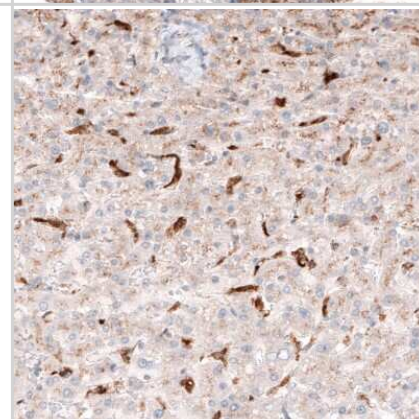
Immunohistochemistry-Paraffin: Granulin Antibody (CL5695) [NBP2-61425] - Staining of human skeletal muscle shows absence of positivity in striated muscle fibers as expected (negative control).



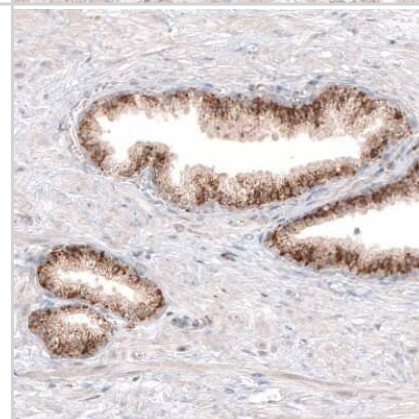
Immunohistochemistry-Paraffin: Granulin Antibody (CL5695) [NBP2-61425] - Staining of human endometrium shows moderate granular cytoplasmic immunoreactivity in glandular cells.



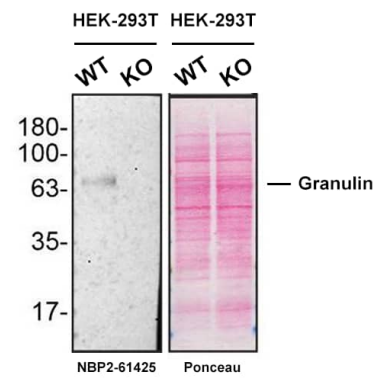
Immunohistochemistry-Paraffin: Granulin Antibody (CL5695) [NBP2-61425] - Staining of human liver shows cytoplasmic immunoreactivity in Kupffer cells.



Immunohistochemistry-Paraffin: Granulin Antibody (CL5695) [NBP2-61425] - Staining of human prostate shows moderate granular cytoplasmic immunoreactivity in glandular cells.



Western blot shows lysates of HEK-293T and Granulin knockout HEK-293T cell line (KO). Nitrocellulose membrane was probed with Granulin Antibody (Catalog # NBP2-61425) O/N at 4C, followed by HRP-conjugated Secondary Antibody and ECL detection. A specific band was detected for Granulin (as indicated) in the parental HEK-293T cell line, but is not detectable in knockout HEK-293T cell line. Antibody dilution used: 1/500. The Ponceau stained transfers of each blot are shown. Image, protocol and testing courtesy of YCharOS Inc. (ycharos.com).





Novus Biologicals USA

10730 E. Briarwood Avenue
Centennial, CO 80112
USA
Phone: 303.730.1950
Toll Free: 1.888.506.6887
Fax: 303.730.1966
nb-customerservice@bio-techne.com

Bio-Techne Canada

21 Canmotor Ave
Toronto, ON M8Z 4E6
Canada
Phone: 905.827.6400
Toll Free: 855.668.8722
Fax: 905.827.6402
canada.inquires@bio-techne.com

Bio-Techne Ltd

19 Barton Lane
Abingdon Science Park
Abingdon, OX14 3NB, United Kingdom
Phone: (44) (0) 1235 529449
Free Phone: 0800 37 34 15
Fax: (44) (0) 1235 533420
info.EMEA@bio-techne.com

General Contact Information

www.novusbio.com
Technical Support: nb-technical@bio-techne.com
Orders: nb-customerservice@bio-techne.com
General: novus@novusbio.com

Products Related to NBP2-61425

HAF007	Goat anti-Mouse IgG Secondary Antibody [HRP]
NB720-B	Rabbit anti-Mouse IgG (H+L) Secondary Antibody [Biotin]
NBP1-97005-0.5mg	Mouse IgG1 Isotype Control (MG1)
NBP1-87324PEP	Granulin Recombinant Protein Antigen

Limitations

This product is for research use only and is not approved for use in humans or in clinical diagnosis. Primary Antibodies are guaranteed for 1 year from date of receipt.

For more information on our 100% guarantee, please visit www.novusbio.com/guarantee

Earn gift cards/discounts by submitting a review: www.novusbio.com/reviews/submit/NBP2-61425

Earn gift cards/discounts by submitting a publication using this product:
www.novusbio.com/publications

