

Product Datasheet

Fas/TNFRSF6/CD95 Antibody (4F8H6) - BSA Free NBP2-37515-0.025ml

Unit Size: 0.025 ml

Store at 4C short term. Aliquot and store at -20C long term. Avoid freeze-thaw cycles.

www.novusbio.com



technical@novusbio.com

Protocols, Publications, Related Products, Reviews, Research Tools and Images at:
www.novusbio.com/NBP2-37515

Updated 9/9/2025 v.20.1

Earn rewards for product
reviews and publications.

Submit a publication at www.novusbio.com/publications

Submit a review at www.novusbio.com/reviews/destination/NBP2-37515



NBP2-37515-0.025ml

Fas/TNFRSF6/CD95 Antibody (4F8H6) - BSA Free

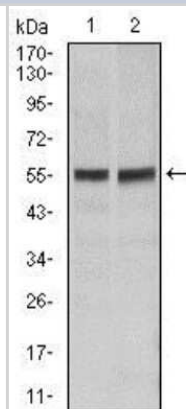
Product Information	
Unit Size	0.025 ml
Concentration	1 mg/ml
Storage	Store at 4C short term. Aliquot and store at -20C long term. Avoid freeze-thaw cycles.
Clonality	Monoclonal
Clone	4F8H6
Preservative	0.05% Sodium Azide
Isotype	IgG1
Purity	Protein G purified
Buffer	PBS
Target Molecular Weight	37.7 kDa

Product Description	
Description	Novus Biologicals Mouse Fas/TNFRSF6/CD95 Antibody (4F8H6) - BSA Free (NBP2-37515) is a monoclonal antibody validated for use in WB, ELISA, Flow and ICC/IF. All Novus Biologicals antibodies are covered by our 100% guarantee.
Host	Mouse
Gene ID	355
Gene Symbol	FAS
Species	Human
Immunogen	Purified recombinant fragment of human Fas/TNFRSF6/CD95 expressed in E. Coli.

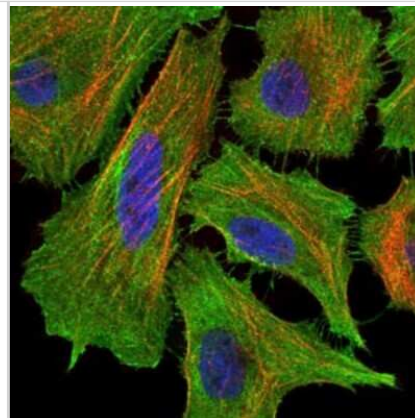
Product Application Details	
Applications	Western Blot, ELISA, Flow Cytometry, Immunocytochemistry/ Immunofluorescence, CyTOF-ready
Recommended Dilutions	Western Blot 1:500 - 1:2000, Flow Cytometry 1:200 - 1:400, ELISA 1:10000, Immunocytochemistry/ Immunofluorescence 1:200 - 1:1000, CyTOF-ready
Application Notes	This antibody is Cytof ready.

Images

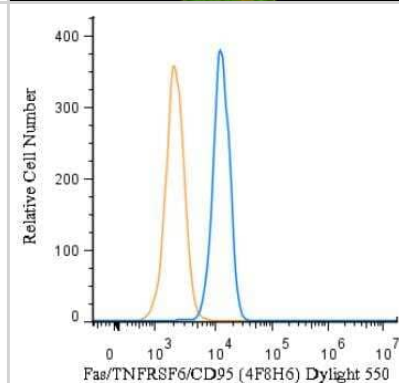
Western Blot: Fas/TNFRSF6/CD95 Antibody (4F8H6) - BSA Free [NBP2-37515] - Western blot analysis using Fas/TNFRSF6/CD95 mouse monoclonal antibody against Hela (1), Jurkat (2) cell lysate.



Immunocytochemistry/Immunofluorescence: Fas/TNFRSF6/CD95 Antibody (4F8H6) - BSA Free [NBP2-37515] - Immunofluorescence analysis of HeLa cells using Fas/TNFRSF6/CD95 mouse monoclonal antibody (green). Blue: DRAQ5 fluorescent DNA dye. Red: Actin filaments have been labeled with Alexa Fluor-555 phalloidin.

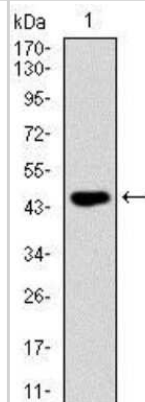


Flow Cytometry: Fas Receptor/TNFRSF6/CD95 Antibody (4F8H6) [NBP2-37515] - An intracellular stain was performed on HeLa cells with Fas/TNFRSF6/CD95 Antibody (4F8H6) NBP2-37515R (blue) and a matched isotype control (orange). Cells were fixed with 4% PFA and then permeabilized with 0.1% saponin. Cells were incubated in an antibody dilution of 10 ug/mL for 30 minutes at room temperature. Both antibodies were conjugated to Dylight 550.

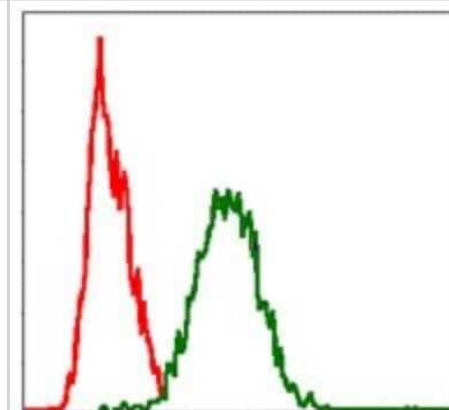


Copyright © 2018 Novus Biologicals

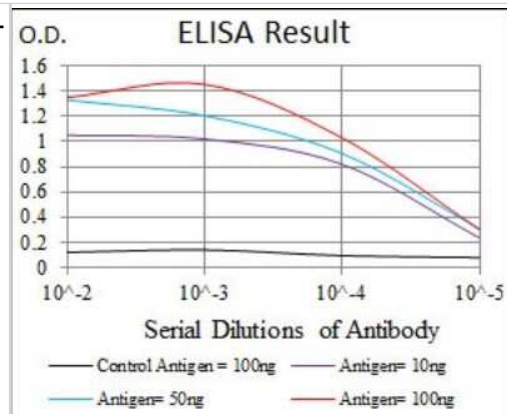
Western Blot: Fas/TNFRSF6/CD95 Antibody (4F8H6) - BSA Free [NBP2-37515] - Analysis using Fas/TNFRSF6/CD95 monoclonal antibody against human Fas/TNFRSF6/CD95 (AA: 87-278) recombinant protein. (Expected MW is 47.2 kDa)



Flow Cytometry: Fas/TNFRSF6/CD95 Antibody (4F8H6) - BSA Free [NBP2-37515] - Analysis of HeLa cells using Fas/TNFRSF6/CD95 mouse monoclonal antibody (green) and negative control (red).



ELISA: Fas Receptor/TNFRSF6/CD95 Antibody (4F8H6) [NBP2-37515] -
Red: Control Antigen (100ng); Purple: Antigen (10ng); Green: Antigen
(50ng); Blue: Antigen (100ng);





Novus Biologicals USA

10730 E. Briarwood Avenue
Centennial, CO 80112
USA
Phone: 303.730.1950
Toll Free: 1.888.506.6887
Fax: 303.730.1966
nb-customerservice@bio-techne.com

Bio-Techne Canada

21 Canmotor Ave
Toronto, ON M8Z 4E6
Canada
Phone: 905.827.6400
Toll Free: 855.668.8722
Fax: 905.827.6402
canada.inquires@bio-techne.com

Bio-Techne Ltd

19 Barton Lane
Abingdon Science Park
Abingdon, OX14 3NB, United Kingdom
Phone: (44) (0) 1235 529449
Free Phone: 0800 37 34 15
Fax: (44) (0) 1235 533420
info.EMEA@bio-techne.com

General Contact Information

www.novusbio.com
Technical Support: nb-technical@bio-
techne.com
Orders: nb-customerservice@bio-techne.com
General: novus@novusbio.com

Limitations

This product is for research use only and is not approved for use in humans or in clinical diagnosis. Primary Antibodies are guaranteed for 1 year from date of receipt.

For more information on our 100% guarantee, please visit www.novusbio.com/guarantee

Earn gift cards/discounts by submitting a review: www.novusbio.com/reviews/submit/NBP2-37515

Earn gift cards/discounts by submitting a publication using this product:
www.novusbio.com/publications

