

Product Datasheet

Keap1 Antibody (7G4B10) - BSA Free NBP2-37431-0.025ml

Unit Size: 0.025 ml

Store at 4C short term. Aliquot and store at -20C long term. Avoid freeze-thaw cycles.

www.novusbio.com



technical@novusbio.com

Protocols, Publications, Related Products, Reviews, Research Tools and Images at:
www.novusbio.com/NBP2-37431

Updated 10/23/2024 v.20.1

Earn rewards for product
reviews and publications.

Submit a publication at www.novusbio.com/publications

Submit a review at www.novusbio.com/reviews/destination/NBP2-37431



NBP2-37431-0.025ml

Keap1 Antibody (7G4B10) - BSA Free

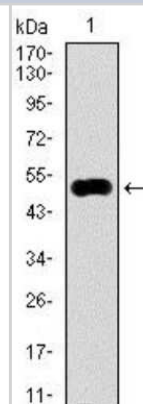
Product Information	
Unit Size	0.025 ml
Concentration	1 mg/ml
Storage	Store at 4C short term. Aliquot and store at -20C long term. Avoid freeze-thaw cycles.
Clonality	Monoclonal
Clone	7G4B10
Preservative	0.05% Sodium Azide
Isotype	IgG1
Purity	Protein G purified
Buffer	PBS
Target Molecular Weight	69.7 kDa

Product Description	
Host	Mouse
Gene ID	9817
Gene Symbol	KEAP1
Species	Human
Immunogen	Purified recombinant fragment of human Keap1 (AA: 380-624) expressed in E. Coli.

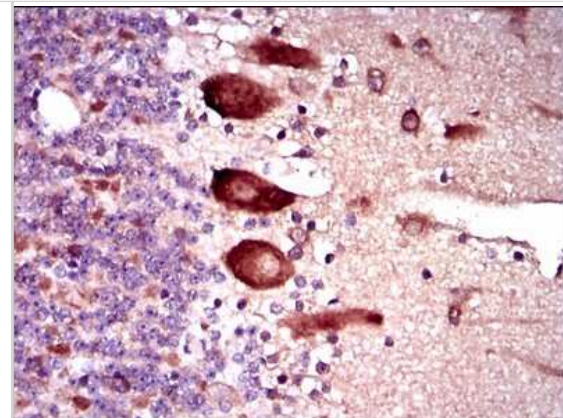
Product Application Details	
Applications	Western Blot, ELISA, Flow Cytometry, Immunohistochemistry, Immunohistochemistry-Paraffin
Recommended Dilutions	Western Blot 1:500 - 1:2000, Flow Cytometry 1:200 - 1:400, ELISA 1:10000, Immunohistochemistry 1:200 - 1:1000, Immunohistochemistry-Paraffin 1:200 - 1:1000

Images

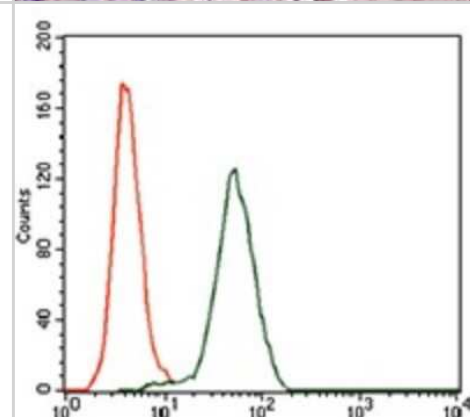
Western Blot: Keap1 Antibody (7G4B10) [NBP2-37431] - Analysis using KEAP1 mAb against human KEAP1 recombinant protein. (Expected MW is 52.7 kDa)



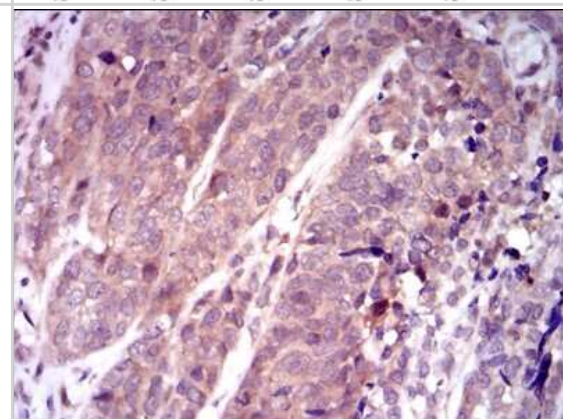
Immunohistochemistry-Paraffin: Keap1 Antibody (7G4B10) [NBP2-37431] - Analysis of cerebellum tissues using KEAP1 mouse mAb with DAB staining.



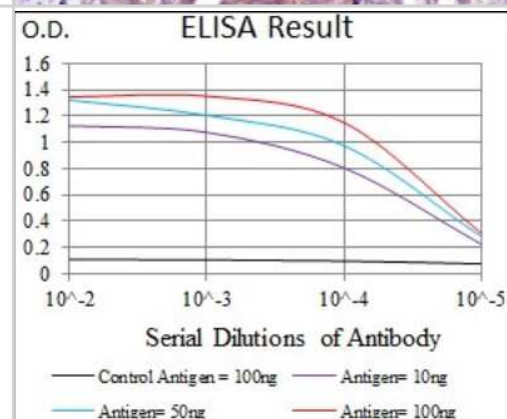
Flow Cytometry: Keap1 Antibody (7G4B10) [NBP2-37431] - Analysis of HeLa cells using KEAP1 mouse mAb (green) and negative control (red).



Immunohistochemistry-Paraffin: Keap1 Antibody (7G4B10) [NBP2-37431] - Analysis of bladder cancer tissues using KEAP1 mouse mAb with DAB staining.



ELISA: Keap1 Antibody (7G4B10) [NBP2-37431] - Red: Control Antigen (100ng); Purple: Antigen (10ng); Green: Antigen (50ng); Blue: Antigen (100ng);





Novus Biologicals USA

10730 E. Briarwood Avenue
Centennial, CO 80112
USA
Phone: 303.730.1950
Toll Free: 1.888.506.6887
Fax: 303.730.1966
nb-customerservice@bio-techne.com

Bio-Techne Canada

21 Canmotor Ave
Toronto, ON M8Z 4E6
Canada
Phone: 905.827.6400
Toll Free: 855.668.8722
Fax: 905.827.6402
canada.inquires@bio-techne.com

Bio-Techne Ltd

19 Barton Lane
Abingdon Science Park
Abingdon, OX14 3NB, United Kingdom
Phone: (44) (0) 1235 529449
Free Phone: 0800 37 34 15
Fax: (44) (0) 1235 533420
info.EMEA@bio-techne.com

General Contact Information

www.novusbio.com
Technical Support: nb-technical@bio-techne.com
Orders: nb-customerservice@bio-techne.com
General: novus@novusbio.com

Limitations

This product is for research use only and is not approved for use in humans or in clinical diagnosis. Primary Antibodies are guaranteed for 1 year from date of receipt.

For more information on our 100% guarantee, please visit www.novusbio.com/guarantee

Earn gift cards/discounts by submitting a review: www.novusbio.com/reviews/submit/NBP2-37431

Earn gift cards/discounts by submitting a publication using this product:
www.novusbio.com/publications

