

Product Datasheet

beta 2-Microglobulin Antibody (4G5A1) - BSA Free NBP2-37284-0.025ml

Unit Size: 0.025 ml

Store at 4C short term. Aliquot and store at -20C long term. Avoid freeze-thaw cycles.

www.novusbio.com



technical@novusbio.com

Protocols, Publications, Related Products, Reviews, Research Tools and Images at:
www.novusbio.com/NBP2-37284

Updated 4/20/2025 v.20.1

Earn rewards for product
reviews and publications.

Submit a publication at www.novusbio.com/publications

Submit a review at www.novusbio.com/reviews/destination/NBP2-37284



NBP2-37284-0.025ml

beta 2-Microglobulin Antibody (4G5A1) - BSA Free

Product Information

Unit Size	0.025 ml
Concentration	1 mg/ml
Storage	Store at 4C short term. Aliquot and store at -20C long term. Avoid freeze-thaw cycles.
Clonality	Monoclonal
Clone	4G5A1
Preservative	0.05% Sodium Azide
Isotype	IgG1
Purity	Protein G purified
Buffer	PBS
Target Molecular Weight	13.7 kDa

Product Description

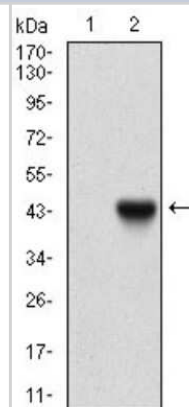
Host	Mouse
Gene ID	567
Gene Symbol	B2M
Species	Human
Immunogen	Purified recombinant fragment of human beta 2-Microglobulin (AA: 21-100) expressed in E. Coli.

Product Application Details

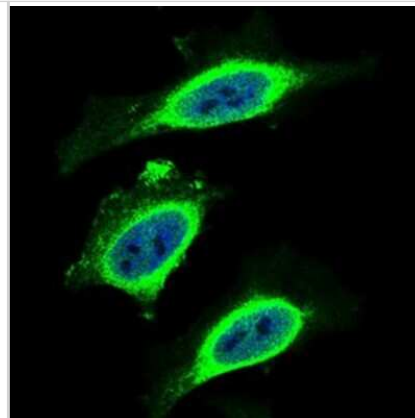
Applications	Western Blot, ELISA, Flow Cytometry, Immunocytochemistry/Immunofluorescence, Immunohistochemistry, Immunohistochemistry-Paraffin, CyTOF-ready
Recommended Dilutions	Western Blot 1:500 - 1:2000, Flow Cytometry 1:200 - 1:400, ELISA 1:10000, Immunohistochemistry 1:200 - 1:1000, Immunocytochemistry/Immunofluorescence 1:200 - 1:1000, Immunohistochemistry-Paraffin 1:200 - 1:1000, CyTOF-ready
Application Notes	This antibody is Cytof ready.

Images

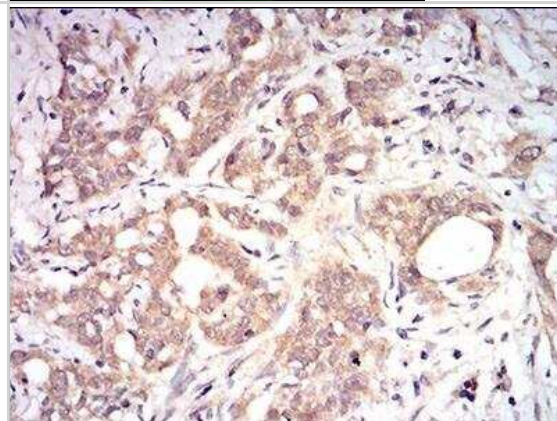
Western Blot: beta 2-Microglobulin Antibody (4G5A1) [NBP2-37284] - Western blot analysis using B2M mAb against HEK293 (1) and B2M (AA: 21-100)-hlgGFc transfected HEK293 (2) cell lysate.



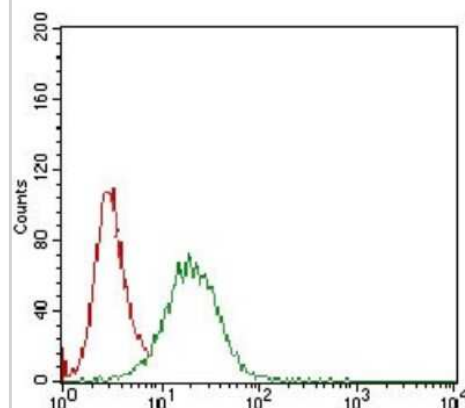
Immunocytochemistry/Immunofluorescence: beta 2-Microglobulin Antibody (4G5A1) [NBP2-37284] - Immunofluorescence analysis of Hela cells using B2M mouse mAb (green). Blue: DRAQ5 fluorescent DNA dye. Goat anti-Mouse IgG (H+L) DyLight 488 secondary antibody was used.



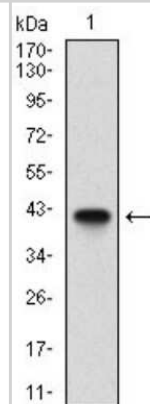
Immunohistochemistry-Paraffin: beta 2-Microglobulin Antibody (4G5A1) [NBP2-37284] - Analysis of paraffin-embedded cervical cancer tissues using B2M mouse mAb with DAB staining.



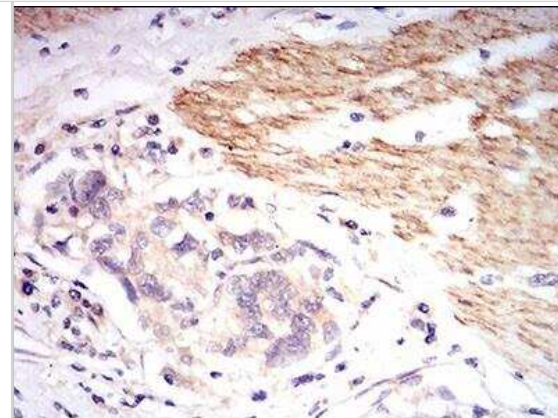
Flow Cytometry: beta 2-Microglobulin Antibody (4G5A1) [NBP2-37284] - Flow cytometric analysis of A431 cells using B2M mouse mAb (green) and negative control (red).



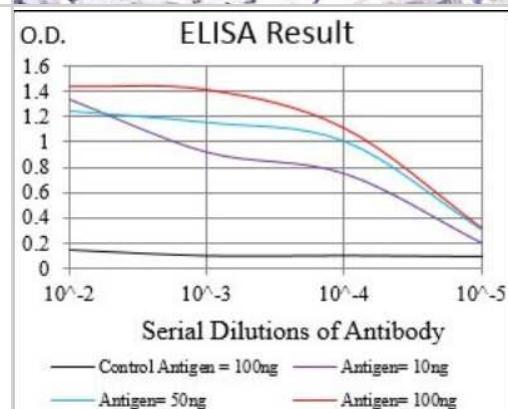
Western Blot: beta 2-Microglobulin Antibody (4G5A1) [NBP2-37284] - Western blot analysis using B2M mAb against human B2M (AA: 21-100) recombinant protein. (Expected MW is 35.4 kDa)



Immunohistochemistry-Paraffin: beta 2-Microglobulin Antibody (4G5A1) [NBP2-37284] - Analysis of paraffin-embedded esophageal cancer tissues using B2M mouse mAb with DAB staining.



ELISA: beta 2-Microglobulin Antibody (4G5A1) [NBP2-37284] - Red: Control Antigen (100ng); Purple: Antigen (10ng); Green: Antigen (50ng); Blue: Antigen (100ng);





Novus Biologicals USA

10730 E. Briarwood Avenue
Centennial, CO 80112
USA
Phone: 303.730.1950
Toll Free: 1.888.506.6887
Fax: 303.730.1966
nb-customerservice@bio-techne.com

Bio-Techne Canada

21 Canmotor Ave
Toronto, ON M8Z 4E6
Canada
Phone: 905.827.6400
Toll Free: 855.668.8722
Fax: 905.827.6402
canada.inquires@bio-techne.com

Bio-Techne Ltd

19 Barton Lane
Abingdon Science Park
Abingdon, OX14 3NB, United Kingdom
Phone: (44) (0) 1235 529449
Free Phone: 0800 37 34 15
Fax: (44) (0) 1235 533420
info.EMEA@bio-techne.com

General Contact Information

www.novusbio.com
Technical Support: nb-technical@bio-techne.com
Orders: nb-customerservice@bio-techne.com
General: novus@novusbio.com

Products Related to NBP2-37284-0.025ml

HAF007	Goat anti-Mouse IgG Secondary Antibody [HRP]
NB720-B	Rabbit anti-Mouse IgG (H+L) Secondary Antibody [Biotin]
NBP1-97005-0.5mg	Mouse IgG1 Isotype Control (MG1)
NBP1-50840-0.01mg	Recombinant Human beta 2-Microglobulin His Protein

Limitations

This product is for research use only and is not approved for use in humans or in clinical diagnosis. Primary Antibodies are guaranteed for 1 year from date of receipt.

For more information on our 100% guarantee, please visit www.novusbio.com/guarantee

Earn gift cards/discounts by submitting a review: www.novusbio.com/reviews/submit/NBP2-37284

Earn gift cards/discounts by submitting a publication using this product:
www.novusbio.com/publications

