

Product Datasheet

Calcitonin Antibody (SP17)

NBP2-26483-0.1ml

Unit Size: 0.1 ml

Store at 4C.

www.novusbio.com



technical@novusbio.com

Protocols, Publications, Related Products, Reviews, Research Tools and Images at:
www.novusbio.com/NBP2-26483

Updated 9/9/2025 v.20.1

Earn rewards for product
reviews and publications.

Submit a publication at www.novusbio.com/publications

Submit a review at www.novusbio.com/reviews/destination/NBP2-26483



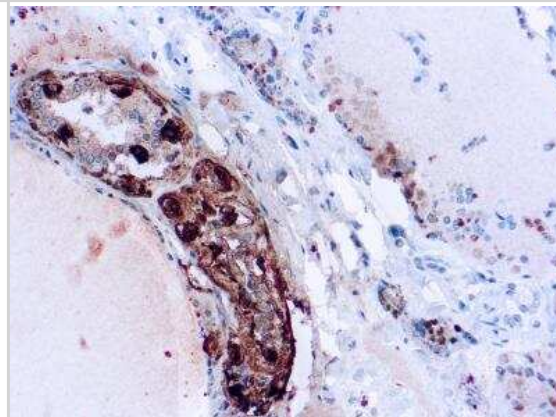
NBP2-26483-0.1ml**Calcitonin Antibody (SP17)**

Product Information	
Unit Size	0.1 ml
Concentration	This product is unpurified. The exact concentration of antibody is not quantifiable.
Storage	Store at 4C.
Clonality	Monoclonal
Clone	SP17
Preservative	0.05% Sodium Azide
Isotype	IgG
Purity	Tissue culture supernatant
Buffer	Tissue culture supernatant
Product Description	
Description	Novus Biologicals Rabbit Calcitonin Antibody (SP17) (NBP2-26483) is a monoclonal antibody validated for use in IHC. All Novus Biologicals antibodies are covered by our 100% guarantee.
Host	Rabbit
Gene ID	796
Gene Symbol	CALCA
Species	Human
Immunogen	Synthetic human calcitonin 1-32 amino acid peptide.
Product Application Details	
Applications	Immunohistochemistry-Paraffin, Immunohistochemistry
Recommended Dilutions	Immunohistochemistry 1:25-1:50, Immunohistochemistry-Paraffin 1:25-1:50
Application Notes	IHC-P: recommended pretreatment of citrate buffer, pH 6.0. Recommended incubation time of 30-60 min at RT.

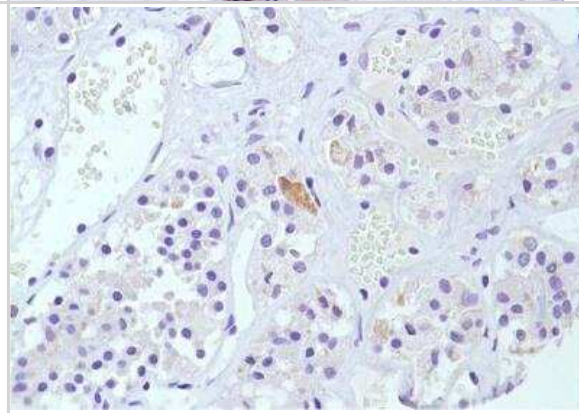


Images

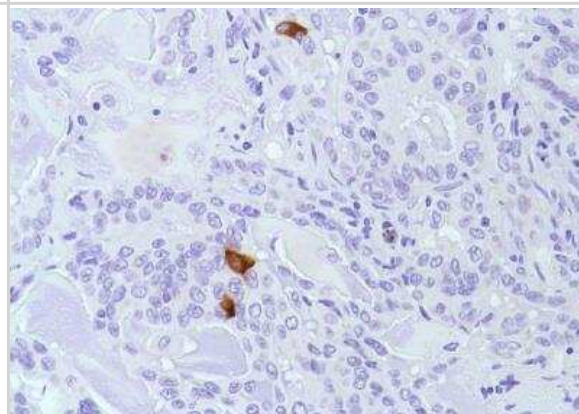
Immunohistochemistry-Paraffin: Calcitonin Antibody (SP17) [NBP2-26483] - Formalin fixed paraffin embedded human thyroid medullary carcinoma stained with Calcitonin antibody (NBP2-26483).



Immunohistochemistry-Paraffin: Calcitonin Antibody (SP17) [NBP2-26483] - Human Pituitary.



Immunohistochemistry-Paraffin: Calcitonin Antibody (SP17) [NBP2-26483] - Human Lung Adenocarcinoma.





Novus Biologicals USA

10730 E. Briarwood Avenue
Centennial, CO 80112
USA
Phone: 303.730.1950
Toll Free: 1.888.506.6887
Fax: 303.730.1966
nb-customerservice@bio-techne.com

Bio-Techne Canada

21 Canmotor Ave
Toronto, ON M8Z 4E6
Canada
Phone: 905.827.6400
Toll Free: 855.668.8722
Fax: 905.827.6402
canada.inquires@bio-techne.com

Bio-Techne Ltd

19 Barton Lane
Abingdon Science Park
Abingdon, OX14 3NB, United Kingdom
Phone: (44) (0) 1235 529449
Free Phone: 0800 37 34 15
Fax: (44) (0) 1235 533420
info.EMEA@bio-techne.com

General Contact Information

www.novusbio.com
Technical Support: nb-technical@bio-techne.com
Orders: nb-customerservice@bio-techne.com
General: novus@novusbio.com

Products Related to NBP2-26483-0.1ml

HAF008	Goat anti-Rabbit IgG Secondary Antibody [HRP]
NB7160	Goat anti-Rabbit IgG (H+L) Secondary Antibody [HRP]
NBP2-24891	Rabbit IgG Isotype Control
H00000796-Q01-10ug	Recombinant Human Calcitonin GST (N-Term) Protein

Limitations

This product is for research use only and is not approved for use in humans or in clinical diagnosis. Primary Antibodies are guaranteed for 1 year from date of receipt.

For more information on our 100% guarantee, please visit www.novusbio.com/guarantee

Earn gift cards/discounts by submitting a review: www.novusbio.com/reviews/submit/NBP2-26483

Earn gift cards/discounts by submitting a publication using this product:
www.novusbio.com/publications

