

Product Datasheet

MBL Antibody (3B6) - BSA Free NBP2-23582-0.1ml

Unit Size: 0.1ml

Store at 4C. Do not freeze.

www.novusbio.com



technical@novusbio.com

Protocols, Publications, Related Products, Reviews, Research Tools and Images at:
www.novusbio.com/NBP2-23582

Updated 5/23/2024 v.20.1

Earn rewards for product
reviews and publications.

Submit a publication at www.novusbio.com/publications

Submit a review at www.novusbio.com/reviews/destination/NBP2-23582



NBP2-23582-0.1ml

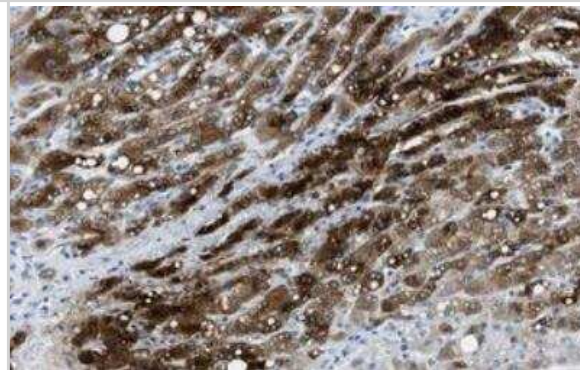
MBL Antibody (3B6) - BSA Free

Product Information	
Unit Size	0.1ml
Concentration	1 mg/ml
Storage	Store at 4C. Do not freeze.
Clonality	Monoclonal
Clone	3B6
Preservative	0.9% Sodium Azide
Isotype	IgG1 Kappa
Purity	Protein A or G purified
Buffer	10mM Phosphate (pH 7.4) and 0.5M NaCl
Product Description	
Host	Mouse
Gene ID	4153
Gene Symbol	MBL2
Species	Human
Specificity/Sensitivity	Clone 3B6 is specific for MBL from human serum or plasma.
Immunogen	MBL purified from human donor plasma and adsorbed onto aluminum hydroxide
Product Application Details	
Applications	Western Blot, ELISA, Immunohistochemistry, Immunohistochemistry-Frozen, Immunohistochemistry-Paraffin
Recommended Dilutions	Western Blot 1:100-1:2000, ELISA 1:100-1:2000, Immunohistochemistry 1:10-1:500, Immunohistochemistry-Paraffin 1:10-1:500, Immunohistochemistry-Frozen 1:10-1:500
Application Notes	Clone 3B6 is selective for normally oligomerized MBL when used as detection antibody in sandwich ELISA with Clone 3B6 coat. In Western blotting, Clone 3B6 reacts with human MBL in both its oligomerized state and as single protein chain of 26 kDa. Clone 3B6 is also well suited for immunohistochemistry on human tissue samples, frozen or paraffin embedded, from liver and brain.

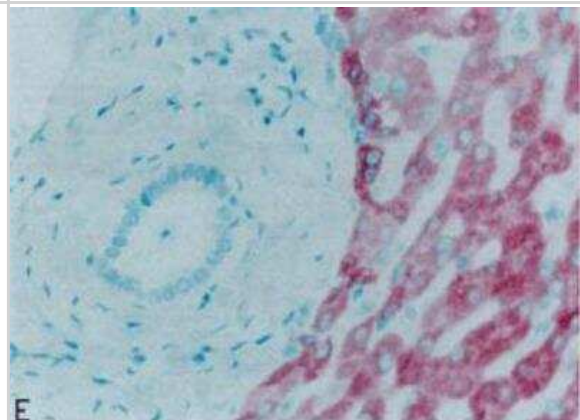


Images

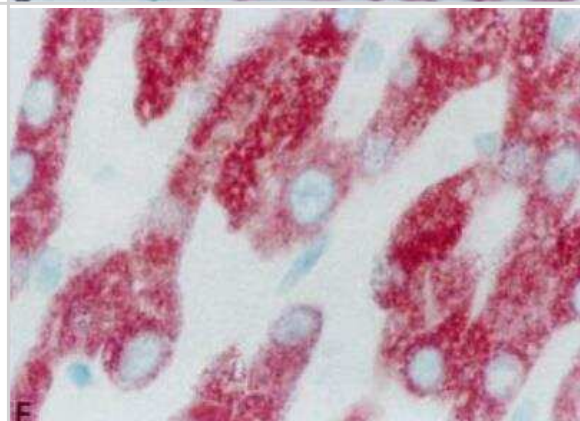
Immunohistochemistry-Paraffin: MBL Antibody (3B6) - BSA Free [NBP2-23582] - Paraffin-embedded human cancerous liver tissue



Immunohistochemistry-Paraffin: MBL Antibody (3B6) - BSA Free [NBP2-23582] - Paraffin-embedded human liver tissue



Immunohistochemistry-Paraffin: MBL Antibody (3B6) - BSA Free [NBP2-23582] - Paraffin-embedded human liver tissue



ELISA: MBL Antibody (3B6) - BSA Free [NBP2-23582] - The calibration curve of a sandwich assay for MBL using NBP2-23582 as the capture antibody and NBP2-23581 as the biotinylated detection antibody.





Novus Biologicals USA

10730 E. Briarwood Avenue
Centennial, CO 80112
USA
Phone: 303.730.1950
Toll Free: 1.888.506.6887
Fax: 303.730.1966
nb-customerservice@bio-techne.com

Bio-Techne Canada

21 Canmotor Ave
Toronto, ON M8Z 4E6
Canada
Phone: 905.827.6400
Toll Free: 855.668.8722
Fax: 905.827.6402
canada.inquires@bio-techne.com

Bio-Techne Ltd

19 Barton Lane
Abingdon Science Park
Abingdon, OX14 3NB, United Kingdom
Phone: (44) (0) 1235 529449
Free Phone: 0800 37 34 15
Fax: (44) (0) 1235 533420
info.EMEA@bio-techne.com

General Contact Information

www.novusbio.com
Technical Support: nb-technical@bio-
techne.com
Orders: nb-customerservice@bio-techne.com
General: novus@novusbio.com

Limitations

This product is for research use only and is not approved for use in humans or in clinical diagnosis. Primary Antibodies are guaranteed for 1 year from date of receipt.

For more information on our 100% guarantee, please visit www.novusbio.com/guarantee

Earn gift cards/discounts by submitting a review: www.novusbio.com/reviews/submit/NBP2-23582

Earn gift cards/discounts by submitting a publication using this product:
www.novusbio.com/publications

