

# Product Datasheet

## Goat anti-Rat IgG ImmPRESS(TM) Secondary Antibody [AP Polymer] MP-5404-NB

Unit Size: 15 ml

Store at 4C. Do not freeze.

[www.novusbio.com](http://www.novusbio.com)



[technical@novusbio.com](mailto:technical@novusbio.com)

Protocols, Publications, Related Products, Reviews, Research Tools and Images at:  
[www.novusbio.com/MP-5404-NB](http://www.novusbio.com/MP-5404-NB)

Updated 10/23/2024 v.20.1

Earn rewards for product  
reviews and publications.

Submit a publication at [www.novusbio.com/publications](http://www.novusbio.com/publications)

Submit a review at [www.novusbio.com/reviews/destination/MP-5404-NB](http://www.novusbio.com/reviews/destination/MP-5404-NB)



**MP-5404-NB**

Goat anti-Rat IgG ImmPRESS(TM) Secondary Antibody [AP Polymer]

Product Information	
Unit Size	15 ml
Concentration	Please see the vial label for concentration. If unlisted please contact technical services.
Storage	Store at 4C. Do not freeze.
Clonality	Polyclonal
Preservative	No Preservative
Isotype	IgG
Conjugate	AP Polymer
Purity	Affinity purified

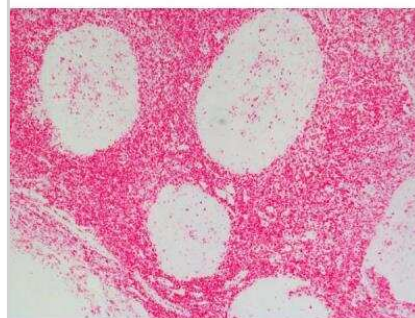
Product Description	
Description	<b>Features:</b> High sensitivity Low background Non-biotin One-step detection Micropolymer technology Enhanced accessibility to nuclear and membrane antigens Ready-to-use in a convenient dropper bottle Shorter assay time Simplified multiple labeling
Host	Goat
Species	Rat
Immunogen	Rat IgG
Kit Components	15 ml ImmPRESS-AP (alkaline phosphatase) Polymer Anti-Rat IgG Reagent (ready-to-use), 15 ml 2.5% Normal Goat Serum for blocking (ready-to-use)
Notes	This product is manufactured by Vector Laboratories and distributed by Novus Biologicals.

Product Application Details	
Applications	ELISA, Immunocytochemistry/ Immunofluorescence, Immunohistochemistry, In-situ Hybridization
Recommended Dilutions	ELISA, Immunohistochemistry, Immunocytochemistry/ Immunofluorescence, In-situ Hybridization

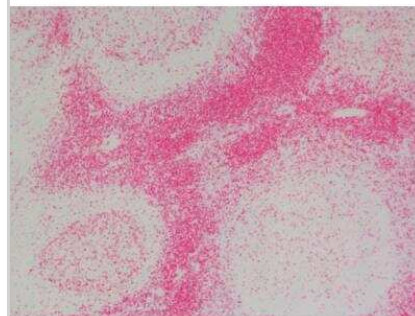


## Images

Immunohistochemistry: Goat anti-Rat IgG ImmPRESS(TM) Secondary Antibody [MP-5404-NB] - Tonsil: Anti-CD45 (rat monoclonal), ImmPRESS-AP Anti-Rat IgG, Vector Red Substrate.



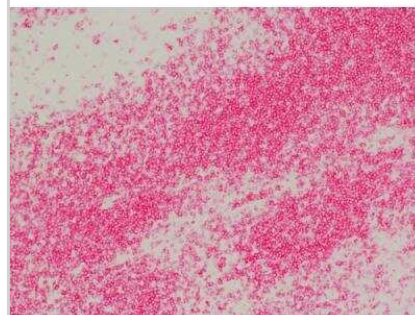
Immunohistochemistry: Goat anti-Rat IgG ImmPRESS(TM) Secondary Antibody [MP-5404-NB] - Tonsil: Anti-CD3 (rat monoclonal), ImmPRESS-AP Anti-Rat IgG, Vector Red Substrate



Immunohistochemistry: Goat anti-Rat IgG ImmPRESS(TM) Secondary Antibody [MP-5404-NB] - Tonsil: Anti-CD3 (rat monoclonal), ImmPRESS-AP Anti-Rat IgG, Vector Red Substrate



Immunohistochemistry: Goat anti-Rat IgG ImmPRESS(TM) Secondary Antibody [MP-5404-NB] - Tonsil: Anti-CD3 (rat monoclonal), ImmPRESS-AP Anti-Rat IgG, Vector Red Substrate





### **Novus Biologicals USA**

10730 E. Briarwood Avenue  
Centennial, CO 80112  
USA  
Phone: 303.730.1950  
Toll Free: 1.888.506.6887  
Fax: 303.730.1966  
nb-customerservice@bio-techne.com

### **Bio-Techne Canada**

21 Canmotor Ave  
Toronto, ON M8Z 4E6  
Canada  
Phone: 905.827.6400  
Toll Free: 855.668.8722  
Fax: 905.827.6402  
canada.inquires@bio-techne.com

### **Bio-Techne Ltd**

19 Barton Lane  
Abingdon Science Park  
Abingdon, OX14 3NB, United Kingdom  
Phone: (44) (0) 1235 529449  
Free Phone: 0800 37 34 15  
Fax: (44) (0) 1235 533420  
info.EMEA@bio-techne.com

### **General Contact Information**

[www.novusbio.com](http://www.novusbio.com)  
Technical Support: nb-technical@bio-techne.com  
Orders: nb-customerservice@bio-techne.com  
General: novus@novusbio.com

### **Limitations**

This product is for research use only and is not approved for use in humans or in clinical diagnosis. Secondary Antibodies are guaranteed for 1 year from date of receipt.

For more information on our 100% guarantee, please visit [www.novusbio.com/guarantee](http://www.novusbio.com/guarantee)

Earn gift cards/discounts by submitting a review: [www.novusbio.com/reviews/submit/MP-5404-NB](http://www.novusbio.com/reviews/submit/MP-5404-NB)

Earn gift cards/discounts by submitting a publication using this product:  
[www.novusbio.com/publications](http://www.novusbio.com/publications)

