

# Product Datasheet

## A. aeolicus BPL/BioID2 Antibody (SS 3A5-E2) - BSA Free NBP2-59941

Unit Size: 0.1 mg

Store at 4C short term. Aliquot and store at -20C long term. Avoid freeze-thaw cycles.

[www.novusbio.com](http://www.novusbio.com)



[technical@novusbio.com](mailto:technical@novusbio.com)

### Publications: 1

Protocols, Publications, Related Products, Reviews, Research Tools and Images at:  
[www.novusbio.com/NBP2-59941](http://www.novusbio.com/NBP2-59941)

Updated 7/30/2023 v.20.1

Earn rewards for product  
reviews and publications.

Submit a publication at [www.novusbio.com/publications](http://www.novusbio.com/publications)

Submit a review at [www.novusbio.com/reviews/destination/NBP2-59941](http://www.novusbio.com/reviews/destination/NBP2-59941)



**NBP2-59941**

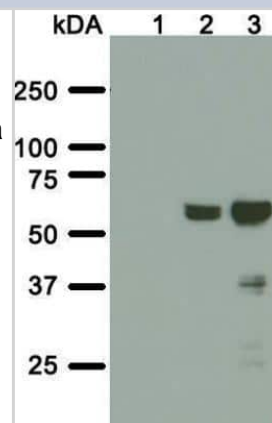
A. aeolicus BPL/BioID2 Antibody (SS 3A5-E2) - BSA Free

Product Information	
Unit Size	0.1 mg
Concentration	1 mg/ml
Storage	Store at 4C short term. Aliquot and store at -20C long term. Avoid freeze-thaw cycles.
Clonality	Monoclonal
Clone	SS 3A5-E2
Preservative	0.02% Sodium Azide
Isotype	IgG1 Kappa
Purity	Protein A purified
Buffer	PBS
Product Description	
Host	Mouse
Species	Bacteria
Reactivity Notes	Aquifex aeolicus
Immunogen	GST fused to A. aeolicus BPL/BioID2
Product Application Details	
Applications	Western Blot, Immunocytochemistry/Immunofluorescence
Recommended Dilutions	Western Blot 1:100 - 1:2000, Immunocytochemistry/Immunofluorescence 1:10 - 1:500
Application Notes	Positive Control: Cells overexpressing A. aeolicus BPL R40G (BioID2) construct.

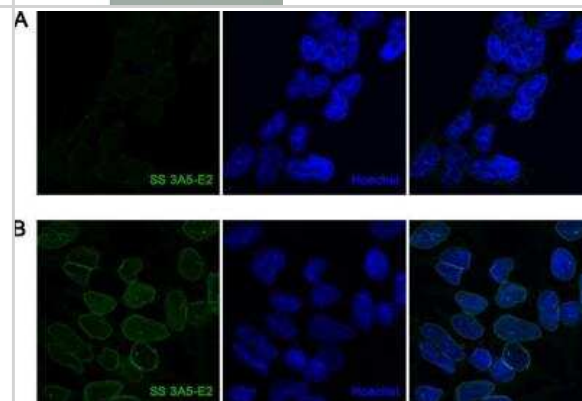


## Images

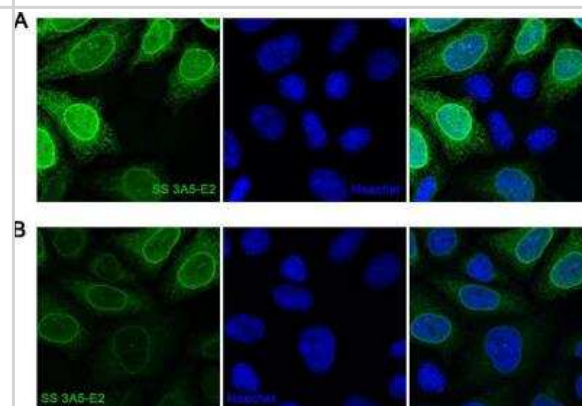
Western Blot: A. aeolicus BPL/BioID2 Antibody (SS 3A5-E2) [NBP2-59941] - Analysis in total cell lysate of parental HeLa cell line (lane 1) or HeLa polyclonal cell line stably expressing BioID2-TorsinA delta E302/3 without (lane 2) or with induced expression (lane 3) were transferred to a nitrocellulose membrane and blotted for BPL R40G/BioID2 with SS 3A5-E2 antibody. The predicted molecular weight of BioID2-Torsin A Delta E302/3 fusion protein is 65 kDa



Immunocytochemistry/Immunofluorescence: A. aeolicus BPL/BioID2 Antibody (SS 3A5-E2) [NBP2-59941] - A) Parental HEK293T or (B) monoclonal HEK293T cell line with BioID2 knocked-in into at least one LMNA gene alleles (resulting in BioID2 Lamin A/C fusion protein) were immunofluorescently labelled with anti-BPL R40G/BioID2 SS 3A5-E2 monoclonal antibody (green). The nuclei were visualized with Hoechst.



Immunocytochemistry/Immunofluorescence: A. aeolicus BPL/BioID2 Antibody (SS 3A5-E2) [NBP2-59941] - Staining of HeLa polyclonal cell line expressing BioID2 tagged to TorsinA delta E302/3 with SS 3A5-E2 monoclonal antibody. Cells were fixed in (A) cold methanol or (B) 4% PFA and stained with SS anti-BPL R40G/BioID2 3A5-E2 antibody (in green). The nuclei were counter-stained with Hoechst.



## Publications

Choi, J, Phelan, J D Et al. Regulation of B cell receptor-dependent NF- kappa B signaling by the tumor suppressor KLHL14. Proc Natl Acad Sci U S A 2020-03-17 [PMID: 32127472] (WB)



### **Novus Biologicals USA**

10730 E. Briarwood Avenue  
Centennial, CO 80112  
USA  
Phone: 303.730.1950  
Toll Free: 1.888.506.6887  
Fax: 303.730.1966  
nb-customerservice@bio-techne.com

### **Bio-Techne Canada**

21 Canmotor Ave  
Toronto, ON M8Z 4E6  
Canada  
Phone: 905.827.6400  
Toll Free: 855.668.8722  
Fax: 905.827.6402  
canada.inquires@bio-techne.com

### **Bio-Techne Ltd**

19 Barton Lane  
Abingdon Science Park  
Abingdon, OX14 3NB, United Kingdom  
Phone: (44) (0) 1235 529449  
Free Phone: 0800 37 34 15  
Fax: (44) (0) 1235 533420  
info.EMEA@bio-techne.com

### **General Contact Information**

www.novusbio.com  
Technical Support: nb-technical@bio-techne.com  
Orders: nb-customerservice@bio-techne.com  
General: novus@novusbio.com

### **Products Related to NBP2-59941**

HAF007	Goat anti-Mouse IgG Secondary Antibody [HRP]
NB720-B	Rabbit anti-Mouse IgG (H+L) Secondary Antibody [Biotin]
NBP1-43319-0.5mg	Mouse IgG1 Kappa Isotype Control (P3.6.2.8.1)

### **Limitations**

This product is for research use only and is not approved for use in humans or in clinical diagnosis. Primary Antibodies are guaranteed for 1 year from date of receipt.

For more information on our 100% guarantee, please visit [www.novusbio.com/guarantee](http://www.novusbio.com/guarantee)

Earn gift cards/discounts by submitting a review: [www.novusbio.com/reviews/submit/NBP2-59941](http://www.novusbio.com/reviews/submit/NBP2-59941)

Earn gift cards/discounts by submitting a publication using this product:  
[www.novusbio.com/publications](http://www.novusbio.com/publications)

