

Product Datasheet

A. aeolicus BPL/BioID2 Antibody (SS QD1) - BSA Free NBP2-59940

Unit Size: 0.1 mg

Store at 4C short term. Aliquot and store at -20C long term. Avoid freeze-thaw cycles.

www.novusbio.com



technical@novusbio.com

Reviews: 1 Publications: 1

Protocols, Publications, Related Products, Reviews, Research Tools and Images at:
www.novusbio.com/NBP2-59940

Updated 4/13/2025 v.20.1

Earn rewards for product
reviews and publications.

Submit a publication at www.novusbio.com/publications

Submit a review at www.novusbio.com/reviews/destination/NBP2-59940



NBP2-59940


A. aeolicus BPL/BiolD2 Antibody (SS QD1) - BSA Free

Product Information	
Unit Size	0.1 mg
Concentration	1 mg/ml
Storage	Store at 4C short term. Aliquot and store at -20C long term. Avoid freeze-thaw cycles.
Clonality	Monoclonal
Clone	SS QD1
Preservative	0.02% Sodium Azide
Isotype	IgG2 Kappa
Purity	Protein A purified
Buffer	PBS
Target Molecular Weight	27 kDa
Product Description	
Host	Mouse
Species	Bacteria
Reactivity Notes	Aquifex aeolicus
Immunogen	GST fused to A. aeolicus BPL/BiolD2
Product Application Details	
Applications	Western Blot, Simple Western, Immunocytochemistry/ Immunofluorescence
Recommended Dilutions	Western Blot 1:100 - 1:2000, Simple Western, Immunocytochemistry/ Immunofluorescence 1:10 - 1:500
Application Notes	Positive Control: Cells overexpressing A. aeolicus BPL/BiolD2 construct.

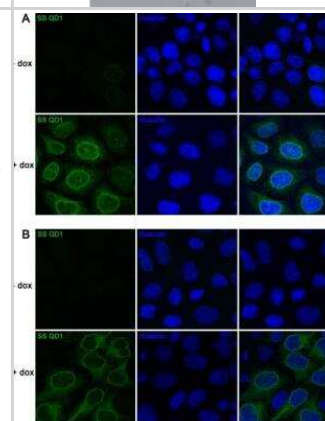


Images

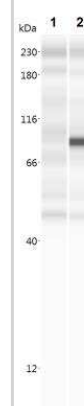
Western Blot: A. aeolicus BPL/BioID2 Antibody (SS QD1) [NBP2-59940] - Analysis in total cell lysate of parental HeLa cell line (lane 1) or HeLa polyclonal cell line expressing BioID2 tagged to TorsinA delta E302/3 (6) without (lane 2) or with induced expression (lane 3) were transferred to a nitrocellulose membrane and blotted for BPL R40G/BioID2 with SS QD1 antibody. The predicted molecular weight of BioID2-TorsinA delta E302/3 fusion protein is 65 kDa.



Immunocytochemistry/Immunofluorescence: A. aeolicus BPL/BioID2 Antibody (SS QD1) [NBP2-59940] - Staining of HeLa cell line expressing doxycycline (dox) - inducible BioID2 tagged to TorsinA delta E302/3 with SS QD1 monoclonal antibody. Uninduced (-dox) or induced (+dox) cells were fixed in (A) cold methanol or (B) 4% PFA and stained with anti-BPL R40G/BioID2 SS QD1 antibody (in green). The nuclei were counter-stained with Hoechst.



Simple Western: A. aeolicus BPL/BioID2 Antibody (SS QD1) [NBP2-59940] - Lane 1: lysate from untransfected HEK293 cells. Lane 2: lysate from HEK293 cells transfected with BioID2-PTEN. A specific signal for BioID2-PTEN is visible at ~94kDa.



Publications

Malinova D, Wasim L, Newman R Et al. Endophilin A2 regulates B-cell endocytosis and is required for germinal center and humoral responses EMBO reports 2021-07-29 [PMID: 34323351] (ICC/IF)



Novus Biologicals USA

10730 E. Briarwood Avenue
Centennial, CO 80112
USA
Phone: 303.730.1950
Toll Free: 1.888.506.6887
Fax: 303.730.1966
nb-customerservice@bio-techne.com

Bio-Techne Canada

21 Canmotor Ave
Toronto, ON M8Z 4E6
Canada
Phone: 905.827.6400
Toll Free: 855.668.8722
Fax: 905.827.6402
canada.inquires@bio-techne.com

Bio-Techne Ltd

19 Barton Lane
Abingdon Science Park
Abingdon, OX14 3NB, United Kingdom
Phone: (44) (0) 1235 529449
Free Phone: 0800 37 34 15
Fax: (44) (0) 1235 533420
info.EMEA@bio-techne.com

General Contact Information

www.novusbio.com
Technical Support: nb-technical@bio-techne.com
Orders: nb-customerservice@bio-techne.com
General: novus@novusbio.com

Products Related to NBP2-59940

HAF007	Goat anti-Mouse IgG Secondary Antibody [HRP]
NB720-B	Rabbit anti-Mouse IgG (H+L) Secondary Antibody [Biotin]

Limitations

This product is for research use only and is not approved for use in humans or in clinical diagnosis. Primary Antibodies are guaranteed for 1 year from date of receipt.

For more information on our 100% guarantee, please visit www.novusbio.com/guarantee

Earn gift cards/discounts by submitting a review: www.novusbio.com/reviews/submit/NBP2-59940

Earn gift cards/discounts by submitting a publication using this product:
www.novusbio.com/publications

