

Product Datasheet

NMDAR1 Antibody (S308-48) - BSA Free NBP2-59327

Unit Size: 100 ug

Store at -20C.

www.novusbio.com



technical@novusbio.com

Protocols, Publications, Related Products, Reviews, Research Tools and Images at:
www.novusbio.com/NBP2-59327

Updated 9/9/2025 v.20.1

Earn rewards for product
reviews and publications.

Submit a publication at www.novusbio.com/publications

Submit a review at www.novusbio.com/reviews/destination/NBP2-59327



NBP2-59327

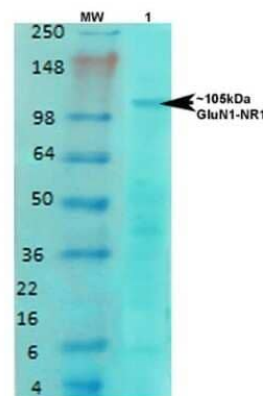
NMDAR1 Antibody (S308-48) - BSA Free

Product Information	
Unit Size	100 ug
Concentration	Please see the vial label for concentration. If unlisted please contact technical services.
Storage	Store at -20C.
Clonality	Monoclonal
Clone	S308-48
Preservative	0.09% Sodium Azide
Isotype	IgG1
Purity	Protein G purified
Buffer	PBS (pH 7.4), 50% Glycerol
Product Description	
Description	Novus Biologicals Mouse NMDAR1 Antibody (S308-48) - BSA Free (NBP2-59327) is a monoclonal antibody validated for use in IHC, WB and ICC/IF. All Novus Biologicals antibodies are covered by our 100% guarantee.
Host	Mouse
Gene ID	2902
Gene Symbol	GRIN1
Species	Human, Mouse, Rat
Specificity/Sensitivity	Detects 105kDa.
Immunogen	Fusion protein amino acids 42-361 (extracellular N-terminus) of rat NR1
Product Application Details	
Applications	Western Blot, Immunocytochemistry/ Immunofluorescence, Immunohistochemistry
Recommended Dilutions	Western Blot 1:1000, Immunohistochemistry 1:1000, Immunocytochemistry/ Immunofluorescence 1:100

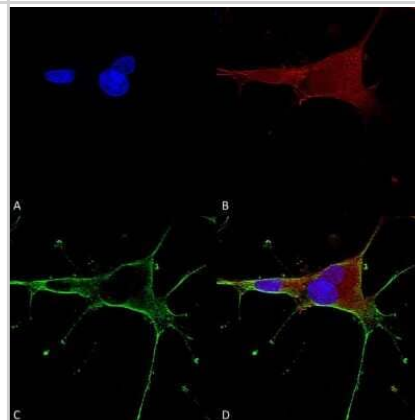


Images

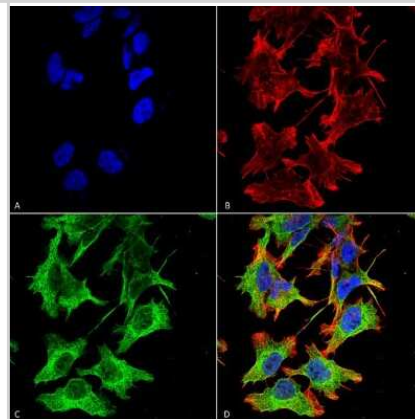
Western Blot: NMDAR1 Antibody (S308-48) [NBP2-59327] - Western Blot analysis of Rat brain membrane lysate showing detection of NMDAR1 NMDA receptor protein using Mouse Anti-NMDAR1 NMDA receptor Monoclonal Antibody, Clone S308-48 (NBP2-59327). Primary Antibody: Mouse Anti-NMDAR1 NMDA receptor Monoclonal Antibody (NBP2-59327) at 1:1000.



Immunocytochemistry/Immunofluorescence: NMDAR1 Antibody (S308-48) [NBP2-59327] - Immunocytochemistry/Immunofluorescence analysis using Mouse Anti-NMDAR1/NR1 Monoclonal Antibody, Clone S308-48 (NBP2-59327). Tissue: Neuroblastoma cells (SH-SY5Y). Species: Human. Fixation: 4% PFA for 15 min. Primary Antibody: Mouse Anti-NMDAR1/NR1 Monoclonal Antibody (NBP2-59327) at 1:50 for overnight at 4C with slow rocking. Secondary Antibody: AlexaFluor 488 at 1:1000 for 1 hour at RT. Counterstain: Phalloidin-iFluor 647 (red) F-Actin stain; Hoechst (blue) nuclear stain at 1:800, 1.6mM for 20 min at RT. (A) Hoechst (blue) nuclear stain. (B) Phalloidin-iFluor 647 (red) F-Actin stain. (C) NMDAR1/NR1 Antibody (D) Composite.



Immunocytochemistry/Immunofluorescence: NMDAR1 Antibody (S308-48) [NBP2-59327] - Tissue: Neuroblastoma cell line SK-N-BE. Species: Human. Fixation: 4% Formaldehyde for 15 min at RT. Primary Antibody: Mouse Anti-GluN1/NR1 Monoclonal Antibody at 1:100 for 60 min at RT. Secondary Antibody: Goat Anti-Mouse ATTO 488 at 1:100 for 60 min at RT. Counterstain: Phalloidin Texas Red F-Actin stain; DAPI (blue) nuclear stain at 1:1000, 1:5000 for 60min RT, 5min RT. Localization: Cell Membrane. Magnification: 60X. (A) DAPI (blue) nuclear stain (B) Phalloidin Texas Red F-Actin stain (C) GluN1/NR1 Antibody (D) Composite.





Novus Biologicals USA

10730 E. Briarwood Avenue
Centennial, CO 80112
USA
Phone: 303.730.1950
Toll Free: 1.888.506.6887
Fax: 303.730.1966
nb-customerservice@bio-techne.com

Bio-Techne Canada

21 Canmotor Ave
Toronto, ON M8Z 4E6
Canada
Phone: 905.827.6400
Toll Free: 855.668.8722
Fax: 905.827.6402
canada.inquires@bio-techne.com

Bio-Techne Ltd

19 Barton Lane
Abingdon Science Park
Abingdon, OX14 3NB, United Kingdom
Phone: (44) (0) 1235 529449
Free Phone: 0800 37 34 15
Fax: (44) (0) 1235 533420
info.EMEA@bio-techne.com

General Contact Information

www.novusbio.com
Technical Support: nb-technical@bio-techne.com
Orders: nb-customerservice@bio-techne.com
General: novus@novusbio.com

Products Related to NBP2-59327

HAF007	Goat anti-Mouse IgG Secondary Antibody [HRP]
NB720-B	Rabbit anti-Mouse IgG (H+L) Secondary Antibody [Biotin]
NBP1-97005-0.5mg	Mouse IgG1 Isotype Control (MG1)
H00002902-G01-10ug	Recombinant Human NMDAR1 Protein

Limitations

This product is for research use only and is not approved for use in humans or in clinical diagnosis. Primary Antibodies are guaranteed for 1 year from date of receipt.

For more information on our 100% guarantee, please visit www.novusbio.com/guarantee

Earn gift cards/discounts by submitting a review: www.novusbio.com/reviews/submit/NBP2-59327

Earn gift cards/discounts by submitting a publication using this product:
www.novusbio.com/publications

