

Product Datasheet

Histone H2B Antibody - BSA Free NBP2-59270

Unit Size: 50 ug

Store at -20C. Avoid freeze-thaw cycles.

www.novusbio.com



technical@novusbio.com

Protocols, Publications, Related Products, Reviews, Research Tools and Images at:
www.novusbio.com/NBP2-59270

Updated 9/9/2025 v.20.1

Earn rewards for product
reviews and publications.

Submit a publication at www.novusbio.com/publications

Submit a review at www.novusbio.com/reviews/destination/NBP2-59270



NBP2-59270

Histone H2B Antibody - BSA Free

Product Information

Unit Size	50 ug
Concentration	Please see the vial label for concentration. If unlisted please contact technical services.
Storage	Store at -20C. Avoid freeze-thaw cycles.
Clonality	Polyclonal
Preservative	0.05% Sodium Azide and 0.05% ProClin 300
Isotype	IgG
Purity	Peptide affinity purified
Buffer	PBS

Product Description

Description	Novus Biologicals Rabbit Histone H2B Antibody - BSA Free (NBP2-59270) is a polyclonal antibody validated for use in WB, ELISA, ICC/IF and ChIP. All Novus Biologicals antibodies are covered by our 100% guarantee.
Host	Rabbit
Gene ID	440689
Gene Symbol	H2BC18
Species	Human
Immunogen	The exact immunogen is proprietary information.

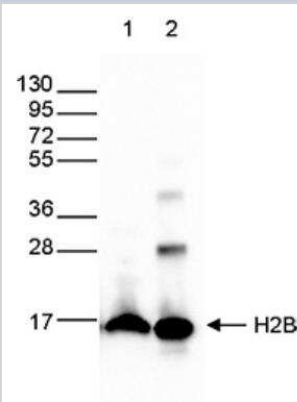
Product Application Details

Applications	Western Blot, Dot Blot, ELISA, Immunocytochemistry/ Immunofluorescence, Chromatin Immunoprecipitation (ChIP)
Recommended Dilutions	Western Blot 1:2000 - 1:10000, ELISA 1:1000 - 1:5000, Immunocytochemistry/ Immunofluorescence 1:1000, Dot Blot, Chromatin Immunoprecipitation (ChIP) 0.5-1 ug/IP

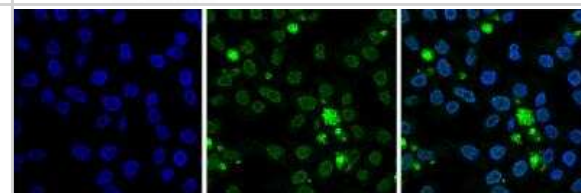


Images

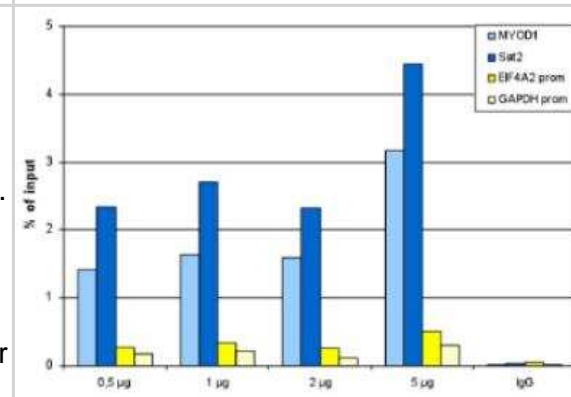
Western Blot: Histone H2B Antibody [NBP2-59270] - Western blot was performed on whole cell extracts from HeLa cells (40 ug, lane 1) and on 1 ug of recombinant histone H2B (lane 2) using the antibody against H2B. The antibody was diluted 1:10,000 in TBS-Tween containing 5% skimmed milk. The position of the protein of interest is indicated on the right; the marker (kDa) is shown on the left.



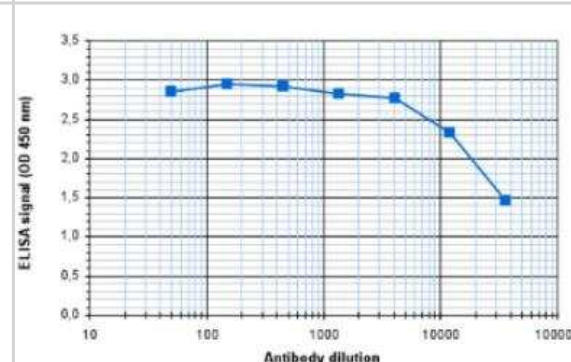
Immunocytochemistry/Immunofluorescence: Histone H2B Antibody [NBP2-59270] - HeLa cells were stained with the antibody against H2B and with DAPI. Cells were fixed with 4% formaldehyde for 10 minutes and blocked with PBS/TX-100 containing 1% BSA. The cells were immunofluorescently labeled with the H2B antibody (middle) diluted 1:1,000 in blocking solution followed by an anti-rabbit antibody conjugated to Alexa Fluor 488. The left panel shows staining of the nuclei with DAPI. A merge of the two stainings is shown on the right.



Chromatin Immunoprecipitation: Histone H2B Antibody [NBP2-59270] - ChIP assays were performed using human HeLa cells, the antibody against H2B and optimized PCR primer sets for qPCR. ChIP was performed with a ChIP-seq kit on sheared chromatin from 1 million cells. A titration of the antibody consisting of 0.5, 1, 2 and 5 ug per ChIP experiment was analysed. IgG (2 ug/IP) was used as negative IP control. QPCR was performed with primers for the promoters of the active GAPDH and EIF4A2 genes, used as negative controls and for the inactive MYOD1 gene and the Sat2 satellite repeat, used as positive controls. Figure shows the recovery, expressed as a % of input (the relative amount of immunoprecipitated DNA compared to input DNA after qPCR analysis).



ELISA: Histone H2B Antibody [NBP2-59270] - To determine the titer of the antibody, an ELISA was performed using a serial dilution of the antibody directed against H2B in antigen coated wells. By plotting the absorbance against the antibody dilution, the titer of the antibody was estimated to be 1:40,000.





Novus Biologicals USA

10730 E. Briarwood Avenue
Centennial, CO 80112
USA
Phone: 303.730.1950
Toll Free: 1.888.506.6887
Fax: 303.730.1966
nb-customerservice@bio-techne.com

Bio-Techne Canada

21 Canmotor Ave
Toronto, ON M8Z 4E6
Canada
Phone: 905.827.6400
Toll Free: 855.668.8722
Fax: 905.827.6402
canada.inquires@bio-techne.com

Bio-Techne Ltd

19 Barton Lane
Abingdon Science Park
Abingdon, OX14 3NB, United Kingdom
Phone: (44) (0) 1235 529449
Free Phone: 0800 37 34 15
Fax: (44) (0) 1235 533420
info.EMEA@bio-techne.com

General Contact Information

www.novusbio.com
Technical Support: nb-technical@bio-techne.com
Orders: nb-customerservice@bio-techne.com
General: novus@novusbio.com

Products Related to NBP2-59270

HAF008	Goat anti-Rabbit IgG Secondary Antibody [HRP]
NB7160	Goat anti-Rabbit IgG (H+L) Secondary Antibody [HRP]
NBP2-24891	Rabbit IgG Isotype Control
NBP3-07913-200ug	Recombinant Human Histone H2B Protein

Limitations

This product is for research use only and is not approved for use in humans or in clinical diagnosis. Primary Antibodies are guaranteed for 1 year from date of receipt.

For more information on our 100% guarantee, please visit www.novusbio.com/guarantee

Earn gift cards/discounts by submitting a review: www.novusbio.com/reviews/submit/NBP2-59270

Earn gift cards/discounts by submitting a publication using this product:
www.novusbio.com/publications

