

Product Datasheet

RNA Polymerase II/POLR2A [p Ser5] Antibody (C.15200007) - BSA Free NBP2-59219

Unit Size: 50 ug

Store at -20C. Avoid freeze-thaw cycles.

www.novusbio.com



technical@novusbio.com

Reviews: 1 Publications: 3


Protocols, Publications, Related Products, Reviews, Research Tools and Images at:
www.novusbio.com/NBP2-59219

Updated 9/9/2025 v.20.1

Earn rewards for product
reviews and publications.

Submit a publication at www.novusbio.com/publications

Submit a review at www.novusbio.com/reviews/destination/NBP2-59219



NBP2-59219

RNA Polymerase II/POLR2A [p Ser5] Antibody (C.15200007) - BSA Free

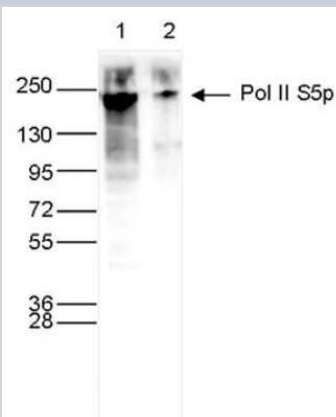
Product Information	
Unit Size	50 ug
Concentration	Please see the vial label for concentration. If unlisted please contact technical services.
Storage	Store at -20C. Avoid freeze-thaw cycles.
Clonality	Monoclonal
Clone	C.15200007
Preservative	0.05% Sodium Azide
Isotype	IgG1
Purity	Protein A purified
Buffer	PBS

Product Description	
Description	Novus Biologicals Mouse RNA Polymerase II/POLR2A [p Ser5] Antibody (C.15200007) - BSA Free (NBP2-59219) is a monoclonal antibody validated for use in WB, ELISA, ICC/IF and ChIP. Anti-RNA Polymerase II/POLR2A Antibody: Cited in 3 publications. All Novus Biologicals antibodies are covered by our 100% guarantee.
Host	Mouse
Gene ID	5430
Gene Symbol	POLR2A
Species	Human, Zebrafish
Reactivity Notes	Use in Zebrafish reported in secitific publication PMID: 32652076
Immunogen	The exact immunogen is proprietary information.

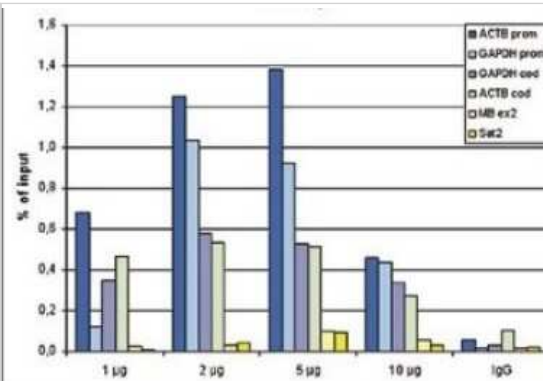
Product Application Details	
Applications	Western Blot, ELISA, Immunocytochemistry/ Immunofluorescence, Chromatin Immunoprecipitation (ChIP), Chromatin Immunoprecipitation Sequencing, Knockdown Validated
Recommended Dilutions	Western Blot 1:1000, ELISA 1:3000, Immunocytochemistry/ Immunofluorescence 1:500, Chromatin Immunoprecipitation (ChIP) 1-2 ug/IP, Chromatin Immunoprecipitation Sequencing 1 - 2 ug/ChIP, Knockdown Validated

Images

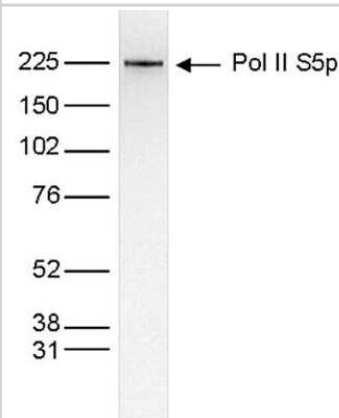
Western Blot: RNA Polymerase II/POLR2A [p Ser5] Antibody (C.15200007) [NBP2-59219] - Whole cell extracts (40 ug) from HeLa cells transfected with Pol II siRNA (lane 2) and from an untransfected control (lane 1) were analysed by Western blot using the antibody against Pol II S5p diluted 1:1,000 in TBS-Tween containing 5% skimmed milk. The position of the protein of interest is indicated on the right; the marker (kDa) is shown on the left.



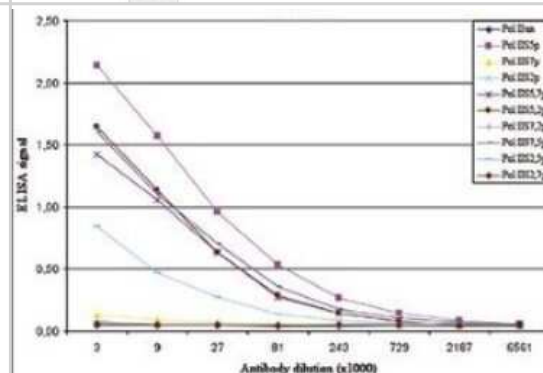
Chromatin Immunoprecipitation: RNA Polymerase II/POLR2A [p Ser5] Antibody (C.15200007) [NBP2-59219] - ChIP assays were performed using human HeLa cells, the antibody against Pol II S5p and optimized PCR primer pairs for qPCR. ChIP was performed with a ChIP-seq kit, using sheared chromatin from 1 million cells. A titration consisting of 1, 2, 5 and 10 ug of antibody per ChIP experiment was analyzed. IgG (2 ug/IP) was used as a negative IP control. Quantitative PCR was performed with primers specific for the promoter and the coding region of the constitutively expressed GAPDH and ACTB genes, used as positive controls, and for exon 2 of the inactive myoglobin (MB) gene and the Sat2 satellite repeat, used as negative controls. Figure shows the recovery, expressed as a % of input (the relative amount of immunoprecipitated DNA compared to input DNA after qPCR analysis).



Western Blot: RNA Polymerase II/POLR2A [p Ser5] Antibody (C.15200007) [NBP2-59219] - Nuclear extracts (25 ug) from HeLa cells were analysed by Western blot using the antibody against Pol II S5p diluted 1:1,000 in TBS-Tween containing 5% skimmed milk. The position of the protein of interest is indicated on the right; the marker (kDa) is shown on the left.



ELISA: RNA Polymerase II/POLR2A [p Ser5] Antibody (C.15200007) [NBP2-59219] - Cross reactivity of the antibody directed against Pol IIS5p. To test the specificity an ELISA was performed using a serial dilution of the antibody against Pol IIS5p. The wells were coated with peptides containing the unmodified C-terminal repeat sequence as well as different phosphorylated peptides. Figure shows the specificity of the antibody for the S5 phosphorylation.



Immunofluorescence: RNA Polymerase II/POLR2A [p Ser5] Antibody (C.15200007) [NBP2-59219] - HeLa cells were stained with the antibody (left) diluted 1:500 in blocking solution followed by an anti-mouse antibody conjugated to Alexa Fluor 594. The middle panel shows staining of the nuclei with DAPI. A merge of the two stainings is shown on the right.



Publications

Lyu Y, Yang Y, Talwar V et al Hypoxia-inducible factor 1 recruits FACT and RNF20/40 to mediate histone ubiquitination and transcriptional activation of target genes Cell Rep 2024-03-22 [PMID: 38517892] (ChIP, Human)

Yang Y, Lu H, Chen C et al. HIF-1 Interacts with TRIM28 and DNA-PK to release paused RNA polymerase II and activate target gene transcription in response to hypoxia Nature communications 2022-01-14 [PMID: 35031618] (Chemotaxis)

Johansson JA, Marie KL, Lu Y et al. PRL3-DDX21 Transcriptional Control of Endolysosomal Genes Restricts Melanocyte Stem Cell Differentiation Dev. Cell 2020-07-08 [PMID: 32652076] (Chemotaxis, Zebrafish)





Novus Biologicals USA

10730 E. Briarwood Avenue
Centennial, CO 80112
USA
Phone: 303.730.1950
Toll Free: 1.888.506.6887
Fax: 303.730.1966
nb-customerservice@bio-techne.com

Bio-Techne Canada

21 Canmotor Ave
Toronto, ON M8Z 4E6
Canada
Phone: 905.827.6400
Toll Free: 855.668.8722
Fax: 905.827.6402
canada.inquires@bio-techne.com

Bio-Techne Ltd

19 Barton Lane
Abingdon Science Park
Abingdon, OX14 3NB, United Kingdom
Phone: (44) (0) 1235 529449
Free Phone: 0800 37 34 15
Fax: (44) (0) 1235 533420
info.EMEA@bio-techne.com

General Contact Information

www.novusbio.com
Technical Support: nb-technical@bio-techne.com
Orders: nb-customerservice@bio-techne.com
General: novus@novusbio.com

Products Related to NBP2-59219

HAF007	Goat anti-Mouse IgG Secondary Antibody [HRP]
NB720-B	Rabbit anti-Mouse IgG (H+L) Secondary Antibody [Biotin]
NBP1-97005-0.5mg	Mouse IgG1 Isotype Control (MG1)
H00005430-Q01-10ug	Recombinant Human RNA Polymerase II/POLR2A GST (N-Term) Protein

Limitations

This product is for research use only and is not approved for use in humans or in clinical diagnosis. Primary Antibodies are guaranteed for 1 year from date of receipt.

For more information on our 100% guarantee, please visit www.novusbio.com/guarantee

Earn gift cards/discounts by submitting a review: www.novusbio.com/reviews/submit/NBP2-59219

Earn gift cards/discounts by submitting a publication using this product:
www.novusbio.com/publications

