

# Product Datasheet

## 5-hmC Antibody (C.15200200) - BSA Free NBP2-59177

Unit Size: 100 ug

Store at -20C. Avoid freeze-thaw cycles.

[www.novusbio.com](http://www.novusbio.com)



[technical@novusbio.com](mailto:technical@novusbio.com)

Protocols, Publications, Related Products, Reviews, Research Tools and Images at:  
[www.novusbio.com/NBP2-59177](http://www.novusbio.com/NBP2-59177)

Updated 9/9/2025 v.20.1

Earn rewards for product  
reviews and publications.

Submit a publication at [www.novusbio.com/publications](http://www.novusbio.com/publications)

Submit a review at [www.novusbio.com/reviews/destination/NBP2-59177](http://www.novusbio.com/reviews/destination/NBP2-59177)



**NBP2-59177**

5-hmC Antibody (C.15200200) - BSA Free

Product Information	
Unit Size	100 ug
Concentration	Please see the vial label for concentration. If unlisted please contact technical services.
Storage	Store at -20C. Avoid freeze-thaw cycles.
Clonality	Monoclonal
Clone	C.15200200
Preservative	0.05% Sodium Azide
Isotype	IgG1 Kappa
Purity	Affinity purified
Buffer	PBS

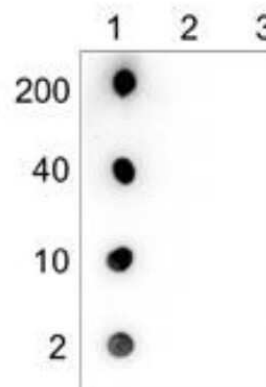
Product Description	
Description	Novus Biologicals Mouse 5-hmC Antibody (C.15200200) - BSA Free (NBP2-59177) is a monoclonal antibody validated for use in ELISA. All Novus Biologicals antibodies are covered by our 100% guarantee.
Host	Mouse
Species	Human, Mouse
Immunogen	The exact immunogen is proprietary information.

Product Application Details	
Applications	Dot Blot, ELISA, Methylated DNA Immunoprecipitation
Recommended Dilutions	ELISA 1:500, Dot Blot 2 ug/mL, Methylated DNA Immunoprecipitation 2.5 ug/IP

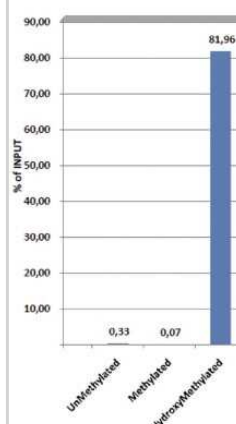


## Images

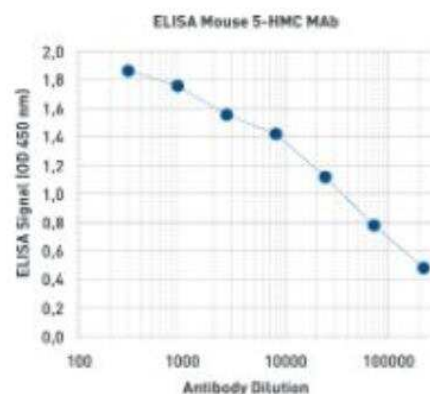
Dot Blot: 5-hmC Antibody (C.15200200) [NBP2-59177] - 5-Hydroxymethylcytosine Antibody (C.15200200) [NBP2-59177] - Dot Blot analysis of the antibody with the C, mC and hmC PCR controls 200 to 2 ng (equivalent of 10 to 0.1 pmol of C-bases) of the hmC (1), mC (2) and C (3) PCR controls from the antibody (dilution 1:500). The membranes were exposed for 30 seconds.



Methylated DNA Immunoprecipitation: 5-hmC Antibody (C.15200200) [NBP2-59177] - 5-Hydroxymethylcytosine Antibody (C.15200200) [NBP2-59177] - An hydroxymethylated DNA IP (hMeDIP) was performed using the antibody directed against 5-hydroxymethylcytosine. The IgG isotype antibodies from mouse was used as negative control. The DNA was prepared with the GenDNA module of the hMeDIP kit and sonicated to have DNA fragments of 300-500 bp. 1 ug of human HeLa cells DNA were spiked with non-methylated, methylated, and hydroxymethylated PCR fragments. The IP'd material has been analysed by qPCR using the primer pair specific for the 3 different control sequences. The obtained results show that the mouse monoclonal for 5-hmC is highly specific for this base modification (no IP with non-methylated or methylated C bases containing fragments).



ELISA: 5-hmC Antibody (C.15200200) [NBP2-59177] - To determine the titer, an ELISA was performed using a serial dilution of the antibody directed against 5-hmC in antigen coated wells. The antigen used was KHL coupled to 5-hmC base. By plotting the absorbance against the antibody dilution, the titer of the antibody was estimated to be 1:40,000.





### **Novus Biologicals USA**

10730 E. Briarwood Avenue  
Centennial, CO 80112  
USA  
Phone: 303.730.1950  
Toll Free: 1.888.506.6887  
Fax: 303.730.1966  
nb-customerservice@bio-techne.com

### **Bio-Techne Canada**

21 Canmotor Ave  
Toronto, ON M8Z 4E6  
Canada  
Phone: 905.827.6400  
Toll Free: 855.668.8722  
Fax: 905.827.6402  
canada.inquires@bio-techne.com

### **Bio-Techne Ltd**

19 Barton Lane  
Abingdon Science Park  
Abingdon, OX14 3NB, United Kingdom  
Phone: (44) (0) 1235 529449  
Free Phone: 0800 37 34 15  
Fax: (44) (0) 1235 533420  
info.EMEA@bio-techne.com

### **General Contact Information**

www.novusbio.com  
Technical Support: nb-technical@bio-techne.com  
Orders: nb-customerservice@bio-techne.com  
General: novus@novusbio.com

### **Products Related to NBP2-59177**

HAF007	Goat anti-Mouse IgG Secondary Antibody [HRP]
NB720-B	Rabbit anti-Mouse IgG (H+L) Secondary Antibody [Biotin]
NBP1-43319-0.5mg	Mouse IgG1 Kappa Isotype Control (P3.6.2.8.1)

### **Limitations**

This product is for research use only and is not approved for use in humans or in clinical diagnosis. Primary Antibodies are guaranteed for 1 year from date of receipt.

For more information on our 100% guarantee, please visit [www.novusbio.com/guarantee](http://www.novusbio.com/guarantee)

Earn gift cards/discounts by submitting a review: [www.novusbio.com/reviews/submit/NBP2-59177](http://www.novusbio.com/reviews/submit/NBP2-59177)

Earn gift cards/discounts by submitting a publication using this product:  
[www.novusbio.com/publications](http://www.novusbio.com/publications)

