

Product Datasheet

VISTA/B7-H5/PD-1H Antibody (CL3975) - BSA Free NBP2-59030

Unit Size: 100 ul

Store at 4C short term. Aliquot and store at -20C long term. Avoid freeze-thaw cycles.

www.novusbio.com



technical@novusbio.com

Protocols, Publications, Related Products, Reviews, Research Tools and Images at:
www.novusbio.com/NBP2-59030

Updated 9/9/2025 v.20.1

Earn rewards for product
reviews and publications.

Submit a publication at www.novusbio.com/publications

Submit a review at www.novusbio.com/reviews/destination/NBP2-59030



NBP2-59030

VISTA/B7-H5/PD-1H Antibody (CL3975) - BSA Free

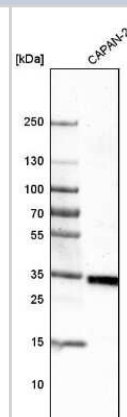
Product Information	
Unit Size	100 ul
Concentration	Concentrations vary lot to lot. See vial label for concentration. If unlisted please contact technical services.
Storage	Store at 4C short term. Aliquot and store at -20C long term. Avoid freeze-thaw cycles.
Clonality	Monoclonal
Clone	CL3975
Preservative	0.02% Sodium Azide
Isotype	IgG1
Purity	Protein A purified
Buffer	PBS (pH 7.2) and 40% Glycerol

Product Description	
Description	Novus Biologicals Mouse VISTA/B7-H5/PD-1H Antibody (CL3975) - BSA Free (NBP2-59030) is a monoclonal antibody validated for use in IHC and WB. All Novus Biologicals antibodies are covered by our 100% guarantee.
Host	Mouse
Gene ID	64115
Gene Symbol	VSIR
Species	Human
Immunogen	This antibody was developed using a recombinant protein derived from Q9H7M9, with the exact immunogen sequence remaining proprietary.


Product Application Details	
Applications	Western Blot, Immunohistochemistry-Paraffin, Immunohistochemistry
Recommended Dilutions	Western Blot 1 ug/ml, Immunohistochemistry 1:200 - 1:500, Immunohistochemistry-Paraffin 1:200 - 1:500
Application Notes	For IHC-Paraffin, HIER pH 6 retrieval is recommended.

Images

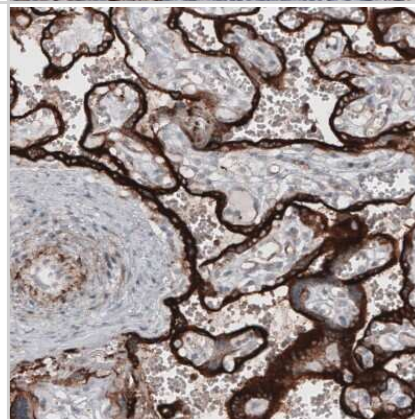
Western Blot: VISTA/B7-H5/PD-1H Antibody (CL3975) [NBP2-59030] - Analysis in human cell line CAPAN-2.



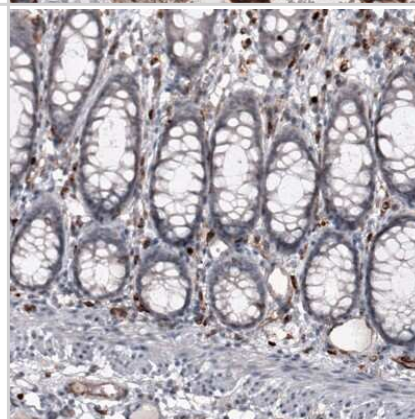
Immunohistochemistry-Paraffin: VISTA/B7-H5/PD-1H Antibody (CL3975) [NBP2-59030] - Staining of human lymph node shows immunoreactivity in a subset of lymphoid cells, mainly outside reaction centrum.



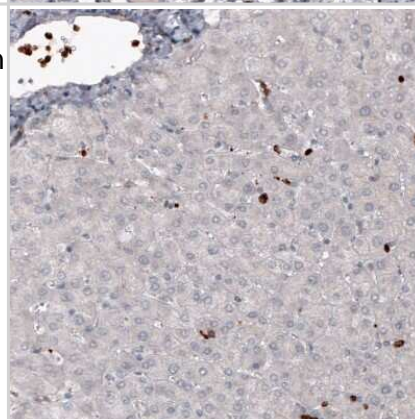
Immunohistochemistry-Paraffin: VISTA/B7-H5/PD-1H Antibody (CL3975) [NBP2-59030] - Staining of human placenta shows strong cytoplasmic immunoreactivity in trophoblast.



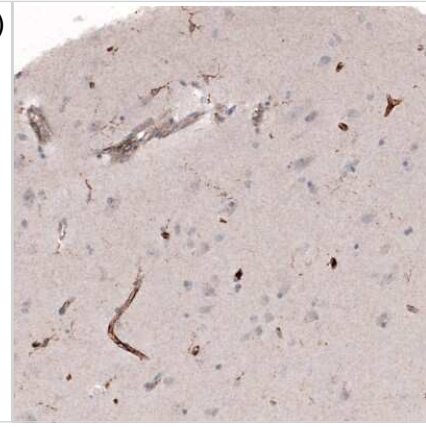
Immunohistochemistry-Paraffin: VISTA/B7-H5/PD-1H Antibody (CL3975) [NBP2-59030] - Staining of human rectum shows strong positivity in lymphoid cells.



Immunohistochemistry-Paraffin: VISTA/B7-H5/PD-1H Antibody (CL3975) [NBP2-59030] - Staining of human liver shows strong immunoreactivity in a subset of lymphoid cells.



Immunohistochemistry-Paraffin: VISTA/B7-H5/PD-1H Antibody (CL3975) [NBP2-59030] - Staining of human cerebral cortex shows positivity in microglia and in blood vessels.





Novus Biologicals USA

10730 E. Briarwood Avenue
Centennial, CO 80112
USA
Phone: 303.730.1950
Toll Free: 1.888.506.6887
Fax: 303.730.1966
nb-customerservice@bio-techne.com

Bio-Techne Canada

21 Canmotor Ave
Toronto, ON M8Z 4E6
Canada
Phone: 905.827.6400
Toll Free: 855.668.8722
Fax: 905.827.6402
canada.inquires@bio-techne.com

Bio-Techne Ltd

19 Barton Lane
Abingdon Science Park
Abingdon, OX14 3NB, United Kingdom
Phone: (44) (0) 1235 529449
Free Phone: 0800 37 34 15
Fax: (44) (0) 1235 533420
info.EMEA@bio-techne.com

General Contact Information

www.novusbio.com
Technical Support: nb-technical@bio-techne.com
Orders: nb-customerservice@bio-techne.com
General: novus@novusbio.com

Products Related to NBP2-59030

NBP2-59030PEP	VISTA/B7-H5/PD-1H Recombinant Protein Antigen
HAF007	Goat anti-Mouse IgG Secondary Antibody [HRP]
NB720-B	Rabbit anti-Mouse IgG (H+L) Secondary Antibody [Biotin]
NBP1-97005-0.5mg	Mouse IgG1 Isotype Control (MG1)

Limitations

This product is for research use only and is not approved for use in humans or in clinical diagnosis. Primary Antibodies are guaranteed for 1 year from date of receipt.

For more information on our 100% guarantee, please visit www.novusbio.com/guarantee

Earn gift cards/discounts by submitting a review: www.novusbio.com/reviews/submit/NBP2-59030

Earn gift cards/discounts by submitting a publication using this product:
www.novusbio.com/publications

