

# Product Datasheet

## TRPM1 Antibody NBP2-58415

Unit Size: 100 ul

Store at 4C short term. Aliquot and store at -20C long term. Avoid freeze-thaw cycles.

[www.novusbio.com](http://www.novusbio.com)



[technical@novusbio.com](mailto:technical@novusbio.com)

### Publications: 1

Protocols, Publications, Related Products, Reviews, Research Tools and Images at:  
[www.novusbio.com/NBP2-58415](http://www.novusbio.com/NBP2-58415)

Updated 7/21/2022 v.20.1

Earn rewards for product  
reviews and publications.

Submit a publication at [www.novusbio.com/publications](http://www.novusbio.com/publications)

Submit a review at [www.novusbio.com/reviews/destination/NBP2-58415](http://www.novusbio.com/reviews/destination/NBP2-58415)



**NBP2-58415****TRPM1 Antibody**

<b>Product Information</b>	
<b>Unit Size</b>	100 ul
<b>Concentration</b>	Concentrations vary lot to lot. See vial label for concentration. If unlisted please contact technical services.
<b>Storage</b>	Store at 4C short term. Aliquot and store at -20C long term. Avoid freeze-thaw cycles.
<b>Clonality</b>	Polyclonal
<b>Preservative</b>	0.02% Sodium Azide
<b>Isotype</b>	IgG
<b>Purity</b>	Affinity purified
<b>Buffer</b>	PBS (pH 7.2) and 40% Glycerol


<b>Product Description</b>	
<b>Host</b>	Rabbit
<b>Gene ID</b>	4308
<b>Gene Symbol</b>	TRPM1
<b>Species</b>	Human
<b>Immunogen</b>	This antibody was developed against a recombinant protein corresponding to the following amino acid sequence: CEATYLLRQSSINSADGYSLYRYHFNGEELLFEDTSLSTSPGTGVRKKTCSEFRI KEEKDVKTHLVPECQNSLHLSLGTSTSATPDGSHLAVDDLKNAEESKLGPDIGI SKEDD

<b>Product Application Details</b>	
<b>Applications</b>	Immunohistochemistry, Immunohistochemistry-Paraffin
<b>Recommended Dilutions</b>	Immunohistochemistry 1:500 - 1:1000, Immunohistochemistry-Paraffin 1:500 - 1:1000
<b>Application Notes</b>	For IHC-Paraffin, HIER pH 6 retrieval is recommended.

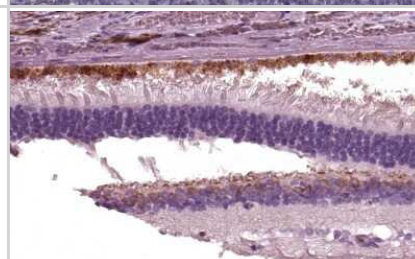


## Images

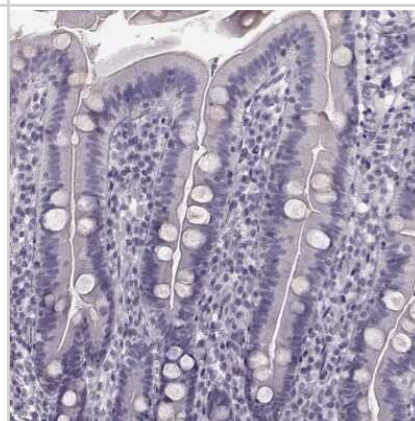
Immunohistochemistry-Paraffin: TRPM1 Antibody [NBP2-58415] -  
Staining of human tonsil shows no positivity in non-germinal center cells.



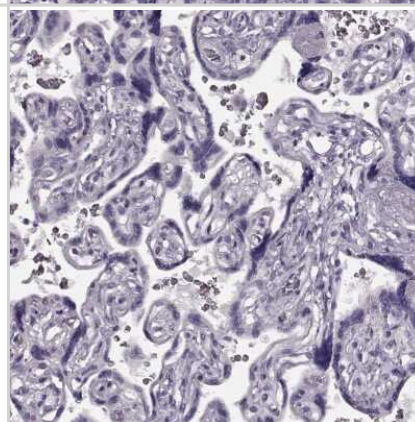
Immunohistochemistry-Paraffin: TRPM1 Antibody [NBP2-58415] -  
Staining of human retina shows strong cytoplasmic positivity in inner nuclear layer and outer plexiform layer.



Immunohistochemistry-Paraffin: TRPM1 Antibody [NBP2-58415] -  
Staining of human duodenum shows no positivity in glandular cells.



Immunohistochemistry-Paraffin: TRPM1 Antibody [NBP2-58415] -  
Staining of human placenta shows no positivity in trophoblastic cells.



## Publications

Hung WC, Cheng HC, Wang AG Melanoma-associated retinopathy with anti-TRPM1 autoantibodies showing concomitant Off-bipolar cell dysfunction Documenta ophthalmologica. Advances in ophthalmology 2022-09-29 [PMID: 36173494]



### **Novus Biologicals USA**

10730 E. Briarwood Avenue  
Centennial, CO 80112  
USA  
Phone: 303.730.1950  
Toll Free: 1.888.506.6887  
Fax: 303.730.1966  
novus@novusbio.com

### **Bio-Techne Canada**

21 Canmotor Ave  
Toronto, ON M8Z 4E6  
Canada  
Phone: 905.827.6400  
Toll Free: 855.668.8722  
Fax: 905.827.6402  
canada.inquires@bio-techne.com

### **Bio-Techne Ltd**

19 Barton Lane  
Abingdon Science Park  
Abingdon, OX14 3NB, United Kingdom  
Phone: (44) (0) 1235 529449  
Free Phone: 0800 37 34 15  
Fax: (44) (0) 1235 533420  
info.EMEA@bio-techne.com

### **General Contact Information**

www.novusbio.com  
Technical Support: technical@novusbio.com  
Orders: orders@novusbio.com  
General: novus@novusbio.com

### **Products Related to NBP2-58415**

---

NBP2-58415PEP	TRPM1 Recombinant Protein Antigen
HAF008	Goat anti-Rabbit IgG Secondary Antibody [HRP]
NB7160	Goat anti-Rabbit IgG (H+L) Secondary Antibody [HRP]
NBP2-24891	Rabbit IgG Isotype Control

---

### **Limitations**

This product is for research use only and is not approved for use in humans or in clinical diagnosis. Primary Antibodies are guaranteed for 1 year from date of receipt.

For more information on our 100% guarantee, please visit [www.novusbio.com/guarantee](http://www.novusbio.com/guarantee)

Earn gift cards/discounts by submitting a review: [www.novusbio.com/reviews/submit/NBP2-58415](http://www.novusbio.com/reviews/submit/NBP2-58415)

Earn gift cards/discounts by submitting a publication using this product:  
[www.novusbio.com/publications](http://www.novusbio.com/publications)

