

Product Datasheet

PACSIN2 Antibody - BSA Free

NBP2-56701

Unit Size: 100 ul

Store at 4C short term. Aliquot and store at -20C long term. Avoid freeze-thaw cycles.

www.novusbio.com



technical@novusbio.com

Protocols, Publications, Related Products, Reviews, Research Tools and Images at:
www.novusbio.com/NBP2-56701

Updated 9/9/2025 v.20.1

Earn rewards for product
reviews and publications.

Submit a publication at www.novusbio.com/publications

Submit a review at www.novusbio.com/reviews/destination/NBP2-56701



NBP2-56701

PACSIN2 Antibody - BSA Free

Product Information

Unit Size	100 ul
Concentration	Concentrations vary lot to lot. See vial label for concentration. If unlisted please contact technical services.
Storage	Store at 4C short term. Aliquot and store at -20C long term. Avoid freeze-thaw cycles.
Clonality	Polyclonal
Preservative	0.02% Sodium Azide
Isotype	IgG
Purity	Affinity purified
Buffer	PBS (pH 7.2) and 40% Glycerol

Product Description

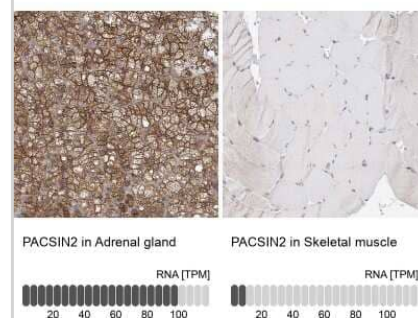
Description	Novus Biologicals Rabbit PACSIN2 Antibody - BSA Free (NBP2-56701) is a polyclonal antibody validated for use in IHC. All Novus Biologicals antibodies are covered by our 100% guarantee.
Host	Rabbit
Gene ID	11252
Gene Symbol	PACSIN2
Species	Human
Immunogen	This antibody was developed against a recombinant protein corresponding to the following amino acid sequence: FEEKRLRFFREVLLLEVQKHLDSLNVAGYKAIYHDLEQSIRAADAVEDLR

Product Application Details

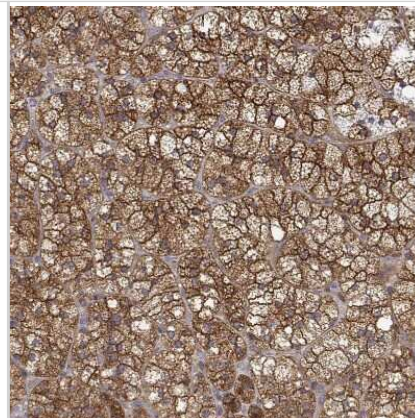
Applications	Immunohistochemistry-Paraffin, Immunohistochemistry
Recommended Dilutions	Immunohistochemistry 1:1000 - 1:2500, Immunohistochemistry-Paraffin 1:1000 - 1:2500
Application Notes	For IHC-Paraffin, HIER pH 6 retrieval is recommended. Immunocytochemistry/Immunofluorescence Fixation Permeabilization: Use PFA/Triton X-100.

Images

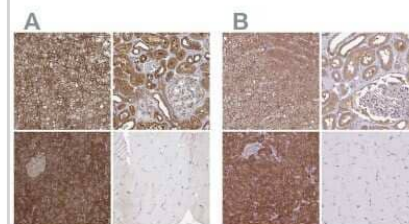
Immunohistochemistry-Paraffin: PACSIN2 Antibody [NBP2-56701] - Staining in human adrenal gland and skeletal muscle tissues using NBP2-56701 antibody. Corresponding PACSIN2 RNA-seq data are presented for the same tissues.



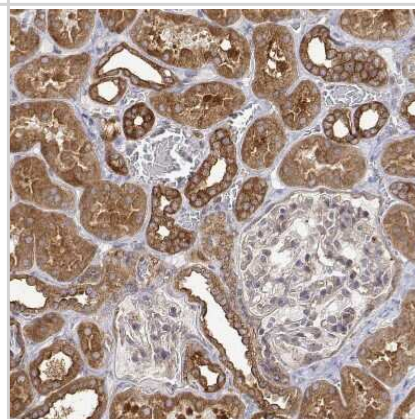
Immunohistochemistry-Paraffin: PACSIN2 Antibody [NBP2-56701] - Staining of human adrenal gland shows strong cytoplasmic and membranous positivity in glandular cells.



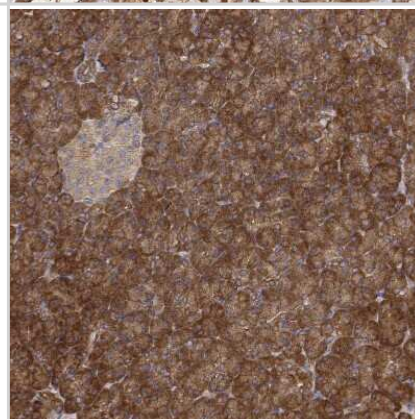
Immunohistochemistry-Paraffin: PACSIN2 Antibody [NBP2-56701] - Staining of human adrenal gland, kidney, pancreas and skeletal muscle using Anti-PACSIN2 antibody NBP2-56701 (A) shows similar protein distribution across tissues to independent antibody NBP2-13723 (B).



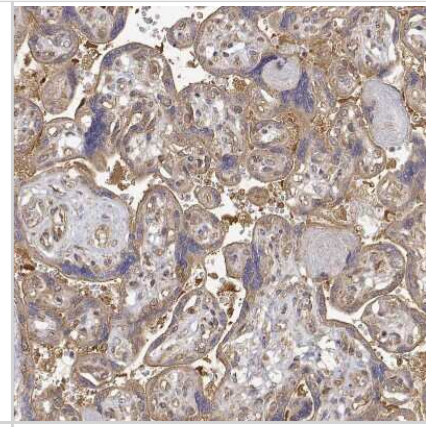
Immunohistochemistry-Paraffin: PACSIN2 Antibody [NBP2-56701] - Staining of human kidney shows moderate to strong cytoplasmic positivity in cells in tubules.



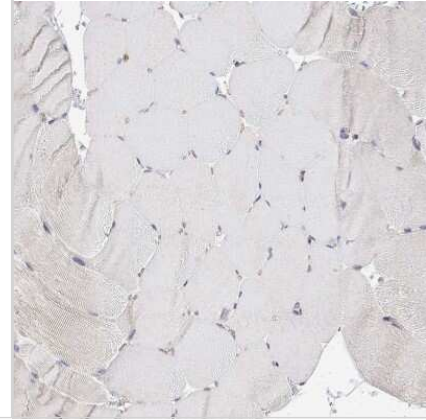
Immunohistochemistry-Paraffin: PACSIN2 Antibody [NBP2-56701] - Staining of human pancreas shows strong cytoplasmic positivity in exocrine glandular cells.



Immunohistochemistry-Paraffin: PACSIN2 Antibody [NBP2-56701] - Staining of human placenta shows weak to moderate cytoplasmic positivity in trophoblastic cells.



Immunohistochemistry-Paraffin: PACSIN2 Antibody [NBP2-56701] - Staining of human skeletal muscle shows no positivity in myocytes as expected.





Novus Biologicals USA

10730 E. Briarwood Avenue
Centennial, CO 80112
USA
Phone: 303.730.1950
Toll Free: 1.888.506.6887
Fax: 303.730.1966
nb-customerservice@bio-techne.com

Bio-Techne Canada

21 Canmotor Ave
Toronto, ON M8Z 4E6
Canada
Phone: 905.827.6400
Toll Free: 855.668.8722
Fax: 905.827.6402
canada.inquires@bio-techne.com

Bio-Techne Ltd

19 Barton Lane
Abingdon Science Park
Abingdon, OX14 3NB, United Kingdom
Phone: (44) (0) 1235 529449
Free Phone: 0800 37 34 15
Fax: (44) (0) 1235 533420
info.EMEA@bio-techne.com

General Contact Information

www.novusbio.com
Technical Support: nb-technical@bio-techne.com
Orders: nb-customerservice@bio-techne.com
General: novus@novusbio.com

Products Related to NBP2-56701

NBP2-56701PEP	PAC SIN2 Recombinant Protein Antigen
HAF008	Goat anti-Rabbit IgG Secondary Antibody [HRP]
NB7160	Goat anti-Rabbit IgG (H+L) Secondary Antibody [HRP]
NBP2-24891	Rabbit IgG Isotype Control

Limitations

This product is for research use only and is not approved for use in humans or in clinical diagnosis. Primary Antibodies are guaranteed for 1 year from date of receipt.

For more information on our 100% guarantee, please visit www.novusbio.com/guarantee

Earn gift cards/discounts by submitting a review: www.novusbio.com/reviews/submit/NBP2-56701

Earn gift cards/discounts by submitting a publication using this product:
www.novusbio.com/publications

