

Product Datasheet

Chorionic Gonadotropin beta Chain (hCG beta) Antibody NBP2-54684

Unit Size: 100 ul

Store at 4C short term. Aliquot and store at -20C long term. Avoid freeze-thaw cycles.

www.novusbio.com



technical@novusbio.com

Protocols, Publications, Related Products, Reviews, Research Tools and Images at:
www.novusbio.com/NBP2-54684

Updated 11/28/2023 v.20.1

Earn rewards for product
reviews and publications.

Submit a publication at www.novusbio.com/publications

Submit a review at www.novusbio.com/reviews/destination/NBP2-54684



NBP2-54684**Chorionic Gonadotropin beta Chain (hCG beta) Antibody**

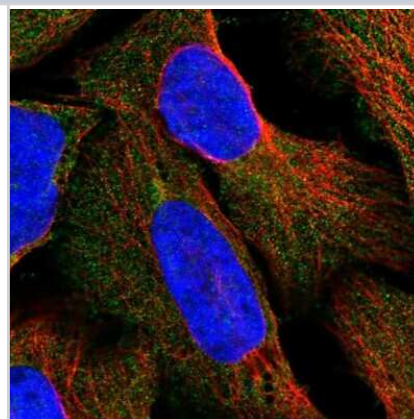
Product Information	
Unit Size	100 ul
Concentration	Concentrations vary lot to lot. See vial label for concentration. If unlisted please contact technical services.
Storage	Store at 4C short term. Aliquot and store at -20C long term. Avoid freeze-thaw cycles.
Clonality	Polyclonal
Preservative	0.02% Sodium Azide
Isotype	IgG
Purity	Immunogen affinity purified
Buffer	PBS (pH 7.2) and 40% Glycerol

Product Description	
Host	Rabbit
Gene ID	1082
Gene Symbol	CGB3
Species	Human
Immunogen	This antibody was developed against a Recombinant Protein corresponding to amino acids: PTMTRVLQGVLPALPQVVCNYRDVRFESIRLP

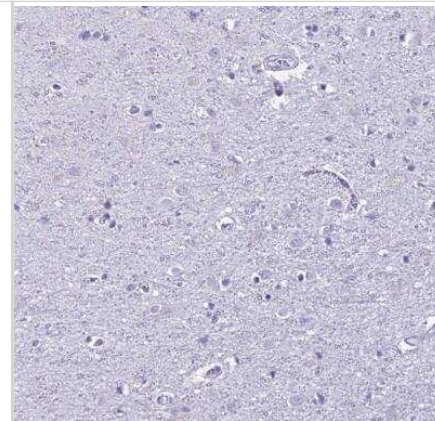
Product Application Details	
Applications	Immunocytochemistry/Immunofluorescence, Immunohistochemistry, Immunohistochemistry-Paraffin
Recommended Dilutions	Immunohistochemistry 1:1000 - 1:2500, Immunocytochemistry/Immunofluorescence 0.25-2 ug/ml, Immunohistochemistry-Paraffin 1:1000 - 1:2500
Application Notes	For IHC-Paraffin, HIER pH 6 retrieval is recommended. ICC/IF Fixation Permeabilization: Use PFA/Triton X-100.

Images

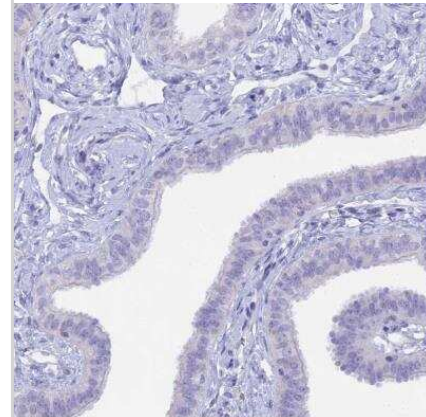
Immunocytochemistry/Immunofluorescence: Chorionic Gonadotropin beta Chain (hCG beta) Antibody [NBP2-54684] - Staining of human cell line U-2 OS shows localization to cytosol. Antibody staining is shown in green.



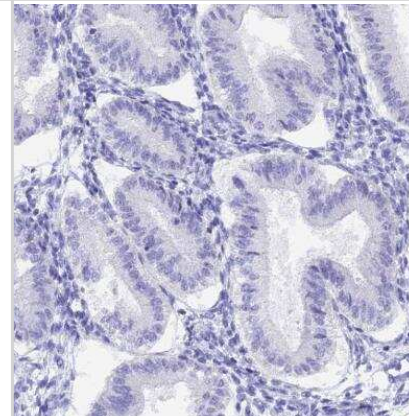
Immunohistochemistry-Paraffin: Chorionic Gonadotropin beta Chain (hCG beta) Antibody [NBP2-54684] - Staining of human cerebral cortex shows no positivity in neuronal cells as expected.



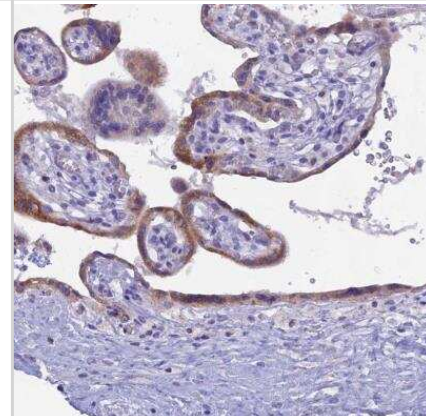
Immunohistochemistry-Paraffin: Chorionic Gonadotropin beta Chain (hCG beta) Antibody [NBP2-54684] - Staining of human fallopian tube shows no positivity in glandular cells as expected.



Immunohistochemistry-Paraffin: Chorionic Gonadotropin beta Chain (hCG beta) Antibody [NBP2-54684] - Staining of human endometrium shows no positivity in glandular cells as expected.



Immunohistochemistry-Paraffin: Chorionic Gonadotropin beta Chain (hCG beta) Antibody [NBP2-54684] - Staining of human placenta shows moderate cytoplasmic positivity in trophoblastic cells.





Novus Biologicals USA

10730 E. Briarwood Avenue
Centennial, CO 80112
USA
Phone: 303.730.1950
Toll Free: 1.888.506.6887
Fax: 303.730.1966
nb-customerservice@bio-techne.com

Bio-Techne Canada

21 Canmotor Ave
Toronto, ON M8Z 4E6
Canada
Phone: 905.827.6400
Toll Free: 855.668.8722
Fax: 905.827.6402
canada.inquires@bio-techne.com

Bio-Techne Ltd

19 Barton Lane
Abingdon Science Park
Abingdon, OX14 3NB, United Kingdom
Phone: (44) (0) 1235 529449
Free Phone: 0800 37 34 15
Fax: (44) (0) 1235 533420
info.EMEA@bio-techne.com

General Contact Information

www.novusbio.com
Technical Support: nb-technical@bio-techne.com
Orders: nb-customerservice@bio-techne.com
General: novus@novusbio.com

Limitations

This product is for research use only and is not approved for use in humans or in clinical diagnosis. Primary Antibodies are guaranteed for 1 year from date of receipt.

For more information on our 100% guarantee, please visit www.novusbio.com/guarantee

Earn gift cards/discounts by submitting a review: www.novusbio.com/reviews/submit/NBP2-54684

Earn gift cards/discounts by submitting a publication using this product:
www.novusbio.com/publications

