

Product Datasheet

CEACAM6/CD66c Antibody (1H7-4B) - BSA Free NBP2-54626

Unit Size: 0.1 mg

Store at 4C in the dark.

www.novusbio.com



technical@novusbio.com

Publications: 1

Protocols, Publications, Related Products, Reviews, Research Tools and Images at:
www.novusbio.com/NBP2-54626

Updated 7/30/2023 v.20.1

Earn rewards for product
reviews and publications.

Submit a publication at www.novusbio.com/publications

Submit a review at www.novusbio.com/reviews/destination/NBP2-54626



NBP2-54626

CEACAM6/CD66c Antibody (1H7-4B) - BSA Free

Product Information

Unit Size	0.1 mg
Concentration	1 mg/ml
Storage	Store at 4C in the dark.
Clonality	Monoclonal
Clone	1H7-4B
Preservative	0.02% Sodium Azide
Isotype	IgG1 Kappa
Purity	Protein A purified
Buffer	PBS
Target Molecular Weight	90 kDa

Product Description

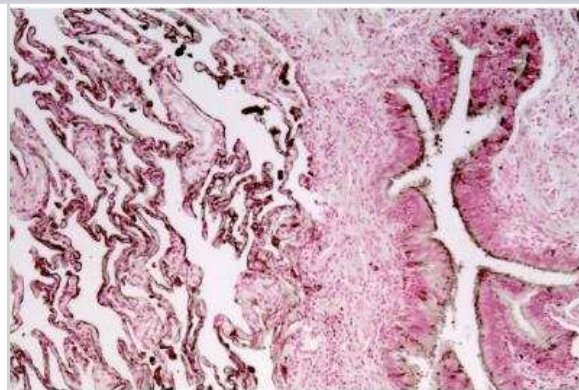
Host	Mouse
Gene ID	4680
Gene Symbol	CEACAM6
Species	Human, Mouse
Reactivity Notes	Mouse reactivity reported in scientific literature (PMID:32031201).
Specificity/Sensitivity	Clone 1H7-4B does not cross-react with human CEACAM1/3/4/5/7/8, rat CECAM1, or mouse CEACAM1/2.
Immunogen	Recombinant human CEACAM6/CD66c extracellular domain.

Product Application Details


Applications	Western Blot, ELISA, Flow Cytometry, Immunohistochemistry, CyTOF-ready
Recommended Dilutions	Western Blot 1:100 - 1:2000, Flow Cytometry 1:10 - 1 - 1000, ELISA 1:100 - 1:2000, Immunohistochemistry 1:100 - 1:500, CyTOF-ready
Application Notes	This antibody is CyTOF ready.

Images

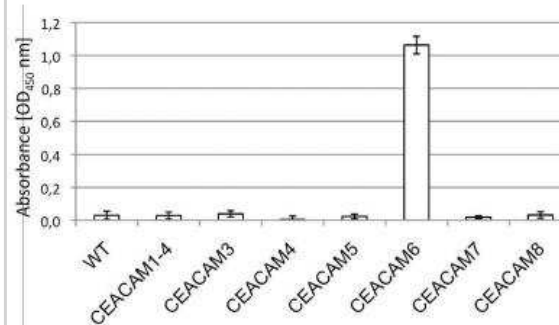
Immunohistochemistry: CEACAM-6/CD66c Antibody (1H7-4B) [NBP2-54626] - Analysis in human lung: Using Anti-CEACAM6 [1H7-4B] (10 ug/ml) developed with DAB-staining procedure. Dark line indicated shows CEACAM6 expression.



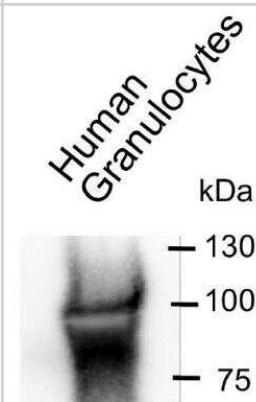
Flow Cytometry: CEACAM-6/CD66c Antibody (1H7-4B) [NBP2-54626] - Binding of 10 ug/ml primary positive control mAb (upper panel), Anti-CEACAM6 [1H7-4B] (lower panel), negative isotype matched control mAb (thin line) on different CHO-human CEACAM transfected cells (the CEACAM family member expressed is stated above).



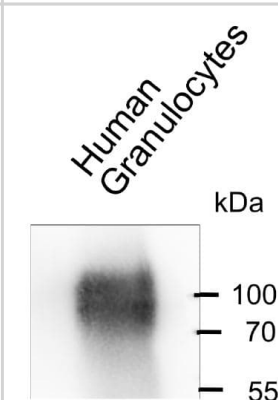
ELISA: CEACAM-6/CD66c Antibody (1H7-4B) [NBP2-54626] - Solid phase was coated with 3 ug/ml Anti-CEA binding human CEACAM1-CEACAM8. After washing, blocking and coating human CEACAM1 antigen, detecting antibody Anti-CEACAM6 [1H7-4B] (10 ug/ml) followed by HRP-coupled goat anti-mouse Ig was added. TMB was used for visualizing the binding measured by Tecan-ELISA reader at 450 nm.



Immunoprecipitation: CEACAM-6/CD66c Antibody (1H7-4B) [NBP2-54626] - Human granulocyte lysate: Utilizing 10 ug/ml Anti-CEACAM6 [1H7-4B]. Detection of the sample using 5 ug/ml pAb Anti-CEA followed by HRP-coupled secondary pAb. Visualized by Chemiluminescence detection.



Western Blot: CEACAM-6/CD66c Antibody (1H7-4B) [NBP2-54626] - Detection using 10 ug/ml NBP2-54626 followed by HRP-coupled secondary antibody. Visualized by Chemiluminescence detection.



Publications

Zou J, Chen S, Li Y et al. Nanoparticles modified by triple single chain antibodies for MRI examination and targeted therapy in pancreatic cancer Nanoscale 2020-02-07 [PMID: 32031201] (Mouse)



Novus Biologicals USA

10730 E. Briarwood Avenue
Centennial, CO 80112
USA

Phone: 303.730.1950
Toll Free: 1.888.506.6887
Fax: 303.730.1966
novus@novusbio.com

Bio-Techne Canada

21 Canmotor Ave
Toronto, ON M8Z 4E6
Canada

Phone: 905.827.6400
Toll Free: 855.668.8722
Fax: 905.827.6402
canada.inquires@bio-techne.com

Bio-Techne Ltd

19 Barton Lane
Abingdon Science Park
Abingdon, OX14 3NB, United Kingdom
Phone: (44) (0) 1235 529449
Free Phone: 0800 37 34 15
Fax: (44) (0) 1235 533420
info.EMEA@bio-techne.com

General Contact Information

www.novusbio.com
Technical Support: technical@novusbio.com
Orders: orders@novusbio.com
General: novus@novusbio.com

Products Related to NBP2-54626

HAF007	Goat anti-Mouse IgG Secondary Antibody [HRP]
NB720-B	Rabbit anti-Mouse IgG (H+L) Secondary Antibody [Biotin]
NBP1-43319-0.5mg	Mouse IgG1 Kappa Isotype Control (P3.6.2.8.1)
210-TA-005	TNF-alpha [Unconjugated]

Limitations

This product is for research use only and is not approved for use in humans or in clinical diagnosis. Primary Antibodies are guaranteed for 1 year from date of receipt.

For more information on our 100% guarantee, please visit www.novusbio.com/guarantee

Earn gift cards/discounts by submitting a review: www.novusbio.com/reviews/submit/NBP2-54626

Earn gift cards/discounts by submitting a publication using this product:
www.novusbio.com/publications

