

# Product Datasheet

## Melan-A/MART-1 Antibody (MLANA/1761R) - Azide and BSA Free NBP2-54568-100ug

Unit Size: 100 ug

Store at -20 to -80C. Avoid freeze-thaw cycles.

[www.novusbio.com](http://www.novusbio.com)



[technical@novusbio.com](mailto:technical@novusbio.com)

Protocols, Publications, Related Products, Reviews, Research Tools and Images at:  
[www.novusbio.com/NBP2-54568](http://www.novusbio.com/NBP2-54568)

Updated 7/16/2024 v.20.1

Earn rewards for product reviews and publications.

Submit a publication at [www.novusbio.com/publications](http://www.novusbio.com/publications)

Submit a review at [www.novusbio.com/reviews/destination/NBP2-54568](http://www.novusbio.com/reviews/destination/NBP2-54568)



**NBP2-54568-100ug**


Melan-A/MART-1 Antibody (MLANA/1761R) - Azide and BSA Free

Product Information	
Unit Size	100 ug
Concentration	1 mg/ml
Storage	Store at -20 to -80C. Avoid freeze-thaw cycles.
Clonality	Monoclonal
Clone	MLANA/1761R
Preservative	No Preservative
Isotype	IgG
Purity	Protein A purified
Buffer	10 mM PBS
Product Description	
Description	<p>1.0 mg/ml of antibody purified by Protein A. Prepared in 10mM PBS WITHOUT BSA &amp; azide. Also available at 200 ug/ml WITH BSA &amp; azide (NBP2-53294).</p> <p>Antibody with azide - store at 2 to 8C. Antibody without azide - store at -20 to -80C.</p>
Host	Rabbit
Gene ID	2315
Gene Symbol	MLANA
Species	Human, Mouse, Rat
Marker	Melanoma Marker
Specificity/Sensitivity	<p>This antibody recognizes a protein doublet of 20-22kDa, identified as MART-1 (Melanoma Antigen Recognized by T cells 1) or Melan-A. MART-1 is a newly identified melanocyte differentiation antigen recognized by autologous cytotoxic T lymphocytes. Seven other melanoma associated antigens recognized by autologous cytotoxic T cells include MAGE-1, MAGE-3, tyrosinase, gp100, gp75, BAGE-1, and GAGE-1. Subcellular fractionation shows that MART-1 is present in melanosomes and endoplasmic reticulum. This monoclonal antibody labels melanomas and other tumors showing melanocytic differentiation. It is also a useful positive-marker for angiomyolipomas. It does not stain tumor cells of epithelial, lymphoid, glial, or mesenchymal origin.</p>
Immunogen	Recombinant human full-length Melan-A/MART-1 protein (Uniprot: Q16655)
Product Application Details	
Applications	Western Blot, Immunohistochemistry, Immunohistochemistry-Paraffin, CyTOF-ready
Recommended Dilutions	Western Blot 0.5 - 1.0 ug/ml, Immunohistochemistry, Immunohistochemistry-Paraffin 0.5 - 1.0 ug/ml, CyTOF-ready
Application Notes	<p>Immunohistochemistry (Formalin-fixed): 1-2ug/ml for 30 minutes at RT. Staining of formalin-fixed tissues requires heating tissue sections in 10mM Tris with 1mM EDTA, pH 9.0, for 45 min at 95C followed by cooling at RT for 20 minutes. Optimal dilution for a specific application should be determined.</p>

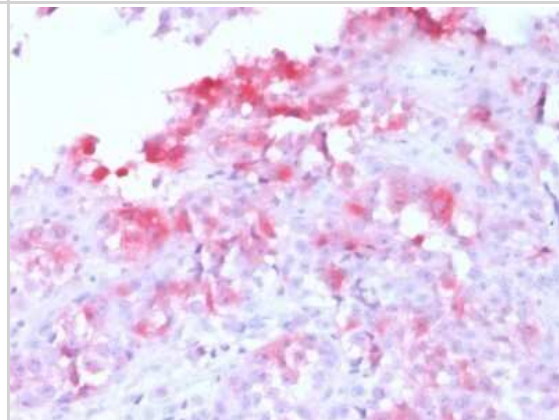


## Images

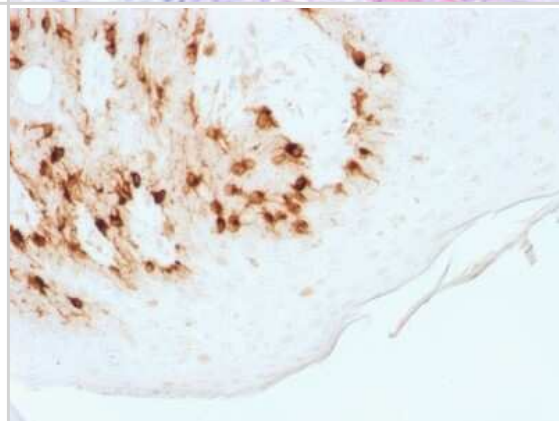
Western Blot: Melan-A/MART-1 Antibody (MLANA/1761R) - Azide and BSA Free [NBP2-54568] - Western Blot Analysis of COLO 38 cell lysate using Melan-A/MART-1 antibody (MLANA/1761R).



Immunohistochemistry-Paraffin: Melan-A/MART-1 Antibody (MLANA/1761R) - Azide and BSA Free [NBP2-54568] - Formalin-fixed, paraffin-embedded Human Melanoma stained with MART-1 Recombinant Rabbit Monoclonal Antibody (MLANA/1761R)



Immunohistochemistry-Paraffin: Melan-A/MART-1 Antibody (MLANA/1761R) - Azide and BSA Free [NBP2-54568] - Formalin-fixed, paraffin-embedded Human Skin stained with MART-1 Recombinant Rabbit Monoclonal Antibody (MLANA/1761R)





### **Novus Biologicals USA**

10730 E. Briarwood Avenue  
Centennial, CO 80112  
USA  
Phone: 303.730.1950  
Toll Free: 1.888.506.6887  
Fax: 303.730.1966  
nb-customerservice@bio-techne.com

### **Bio-Techne Canada**

21 Canmotor Ave  
Toronto, ON M8Z 4E6  
Canada  
Phone: 905.827.6400  
Toll Free: 855.668.8722  
Fax: 905.827.6402  
canada.inquires@bio-techne.com

### **Bio-Techne Ltd**

19 Barton Lane  
Abingdon Science Park  
Abingdon, OX14 3NB, United Kingdom  
Phone: (44) (0) 1235 529449  
Free Phone: 0800 37 34 15  
Fax: (44) (0) 1235 533420  
info.EMEA@bio-techne.com

### **General Contact Information**

www.novusbio.com  
Technical Support: nb-technical@bio-techne.com  
Orders: nb-customerservice@bio-techne.com  
General: novus@novusbio.com

### **Products Related to NBP2-54568-100ug**

---

HAF008	Goat anti-Rabbit IgG Secondary Antibody [HRP]
NB7160	Goat anti-Rabbit IgG (H+L) Secondary Antibody [HRP]
NBP2-24891	Rabbit IgG Isotype Control
NBP2-23223	Recombinant Human Melan-A/MART-1 His Protein

---

### **Limitations**

This product is for research use only and is not approved for use in humans or in clinical diagnosis. Primary Antibodies are guaranteed for 1 year from date of receipt.

For more information on our 100% guarantee, please visit [www.novusbio.com/guarantee](http://www.novusbio.com/guarantee)

Earn gift cards/discounts by submitting a review: [www.novusbio.com/reviews/submit/NBP2-54568](http://www.novusbio.com/reviews/submit/NBP2-54568)

Earn gift cards/discounts by submitting a publication using this product:  
[www.novusbio.com/publications](http://www.novusbio.com/publications)

