

# Product Datasheet

## CD40/TNFRSF5 Antibody (C40/1605) - Azide and BSA Free NBP2-54502-100ug

Unit Size: 100 ug

Store at -20 to -80C. Avoid freeze-thaw cycles.

[www.novusbio.com](http://www.novusbio.com)



[technical@novusbio.com](mailto:technical@novusbio.com)

Protocols, Publications, Related Products, Reviews, Research Tools and Images at:  
[www.novusbio.com/NBP2-54502](http://www.novusbio.com/NBP2-54502)

Updated 7/16/2024 v.20.1

Earn rewards for product  
reviews and publications.

Submit a publication at [www.novusbio.com/publications](http://www.novusbio.com/publications)

Submit a review at [www.novusbio.com/reviews/destination/NBP2-54502](http://www.novusbio.com/reviews/destination/NBP2-54502)



**NBP2-54502-100ug**

CD40/TNFRSF5 Antibody (C40/1605) - Azide and BSA Free

Product Information	
Unit Size	100 ug
Concentration	1 mg/ml
Storage	Store at -20 to -80C. Avoid freeze-thaw cycles.
Clonality	Monoclonal
Clone	C40/1605
Preservative	No Preservative
Isotype	IgG1 Kappa
Purity	Protein A or G purified
Buffer	10 mM PBS
Target Molecular Weight	43 kDa

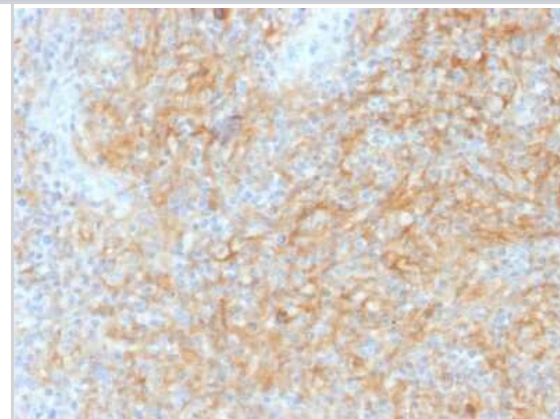
Product Description	
Description	1.0 mg/ml of antibody purified from Bioreactor Concentrate by Protein A/G. Prepared in 10mM PBS WITHOUT BSA & azide. Also available at 200 ug/ml WITH BSA & azide (NBP2-53389).  Antibody with azide - store at 2 to 8C. Antibody without azide - store at -20 to -80C.
Host	Mouse
Gene ID	958
Gene Symbol	CD40
Species	Human
Immunogen	Recombinant full-length human CD40/TNFRSF5 protein (Uniprot: P25942)

Product Application Details	
Applications	Flow Cytometry, Immunocytochemistry/ Immunofluorescence, Immunohistochemistry, Immunohistochemistry-Paraffin, CyTOF-ready
Recommended Dilutions	Flow Cytometry 0.5 - 1 ug/million cells, Immunohistochemistry, Immunocytochemistry/ Immunofluorescence 1 - 2 ug/ml, Immunohistochemistry-Paraffin 1 - 2 ug/ml, CyTOF-ready
Application Notes	Immunohistochemistry (Formalin-fixed): 1-2ug/ml for 30 minutes at RT. Staining of formalin-fixed tissues requires heating tissue sections in 10mM Tris with 1mM EDTA, pH 9.0, for 45 min at 95C followed by cooling at RT for 20 minutes. Optimal dilution for a specific application should be determined.

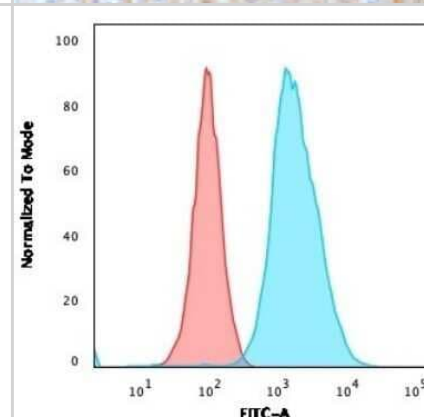


## Images

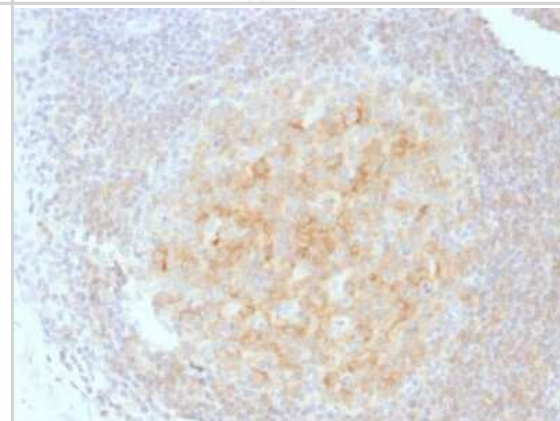
Immunohistochemistry-Paraffin: CD40/TNFRSF5 Antibody (C40/1605) - Azide and BSA Free [NBP2-54502] - Formalin-fixed, paraffin-embedded human Hodgkin's Lymphoma stained with CD40/TNFRSF5 Antibody (C40/1605).



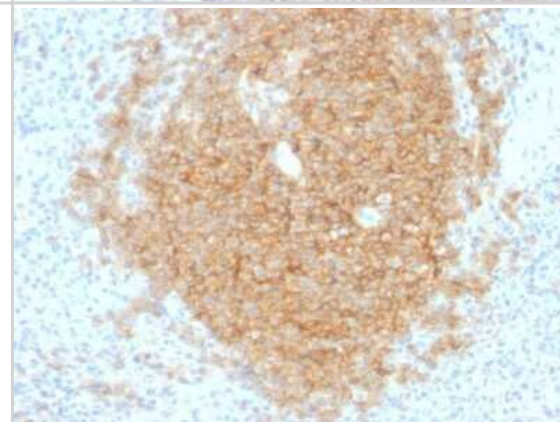
Flow Cytometry: CD40/TNFRSF5 Antibody (C40/1605) - Azide and BSA Free [NBP2-54502] - Flow Cytometric Analysis of U2OS cells using CD40/TNFRSF5 Antibody (C40/1605) followed by goat anti-Mouse IgG-CF488 (Blue); Isotype Control (Red).



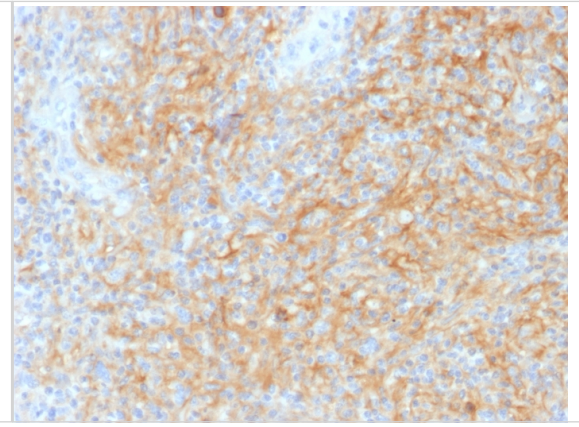
Immunohistochemistry-Paraffin: CD40/TNFRSF5 Antibody (C40/1605) - Azide and BSA Free [NBP2-54502] - Formalin-fixed, paraffin-embedded human Tonsil stained with CD40 Monoclonal Antibody (C40/1605)



Immunohistochemistry-Paraffin: CD40/TNFRSF5 Antibody (C40/1605) - Azide and BSA Free [NBP2-54502] - Formalin-fixed, paraffin-embedded human Spleen stained with CD40/TNFRSF5 Antibody (C40/1605).



Formalin-fixed, paraffin-embedded human Hodgkin's Lymphoma stained with CD40/TNFRSF5 antibody (C40/1605).





### **Novus Biologicals USA**

10730 E. Briarwood Avenue  
Centennial, CO 80112  
USA  
Phone: 303.730.1950  
Toll Free: 1.888.506.6887  
Fax: 303.730.1966  
nb-customerservice@bio-techne.com

### **Bio-Techne Canada**

21 Canmotor Ave  
Toronto, ON M8Z 4E6  
Canada  
Phone: 905.827.6400  
Toll Free: 855.668.8722  
Fax: 905.827.6402  
canada.inquires@bio-techne.com

### **Bio-Techne Ltd**

19 Barton Lane  
Abingdon Science Park  
Abingdon, OX14 3NB, United Kingdom  
Phone: (44) (0) 1235 529449  
Free Phone: 0800 37 34 15  
Fax: (44) (0) 1235 533420  
info.EMEA@bio-techne.com

### **General Contact Information**

[www.novusbio.com](http://www.novusbio.com)  
Technical Support: nb-technical@bio-techne.com  
Orders: nb-customerservice@bio-techne.com  
General: novus@novusbio.com

### **Products Related to NBP2-54502-100ug**

---

HAF007	Goat anti-Mouse IgG Secondary Antibody [HRP]
NB720-B	Rabbit anti-Mouse IgG (H+L) Secondary Antibody [Biotin]
NBP1-43319-0.5mg	Mouse IgG1 Kappa Isotype Control (P3.6.2.8.1)
NBP2-52199-0.05mg	Recombinant Mouse CD40/TNFRSF5 His Protein

---

### **Limitations**

This product is for research use only and is not approved for use in humans or in clinical diagnosis. Primary Antibodies are guaranteed for 1 year from date of receipt.

For more information on our 100% guarantee, please visit [www.novusbio.com/guarantee](http://www.novusbio.com/guarantee)

Earn gift cards/discounts by submitting a review: [www.novusbio.com/reviews/submit/NBP2-54502](http://www.novusbio.com/reviews/submit/NBP2-54502)

Earn gift cards/discounts by submitting a publication using this product:  
[www.novusbio.com/publications](http://www.novusbio.com/publications)

