

# Product Datasheet

## **TfR (Transferrin R) Antibody (TFRC/1817) - Azide and BSA Free** **NBP2-54467-100ug**

Unit Size: 100 ug

Store at -20 to -80C. Avoid freeze-thaw cycles.

[www.novusbio.com](http://www.novusbio.com)



[technical@novusbio.com](mailto:technical@novusbio.com)

Protocols, Publications, Related Products, Reviews, Research Tools and Images at:  
[www.novusbio.com/NBP2-54467](http://www.novusbio.com/NBP2-54467)

Updated 7/16/2024 v.20.1

Earn rewards for product reviews and publications.

Submit a publication at [www.novusbio.com/publications](http://www.novusbio.com/publications)

Submit a review at [www.novusbio.com/reviews/destination/NBP2-54467](http://www.novusbio.com/reviews/destination/NBP2-54467)



**NBP2-54467-100ug**

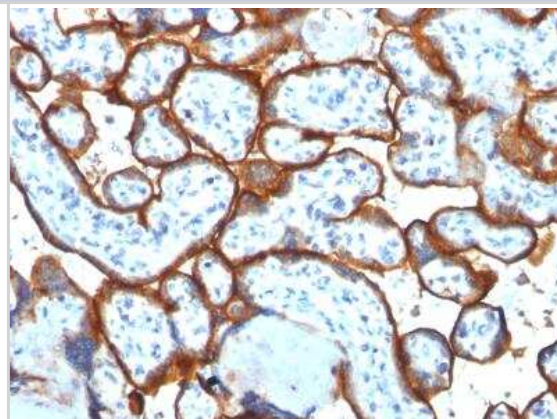
TfR (Transferrin R) Antibody (TFRC/1817) - Azide and BSA Free

Product Information	
Unit Size	100 ug
Concentration	1 mg/ml
Storage	Store at -20 to -80C. Avoid freeze-thaw cycles.
Clonality	Monoclonal
Clone	TFRC/1817
Preservative	No Preservative
Isotype	IgG2b Kappa
Purity	Protein A or G purified
Buffer	10 mM PBS
Product Description	
Description	<p>1.0 mg/ml of antibody purified from Bioreactor Concentrate by Protein A/G. Prepared in 10mM PBS WITHOUT BSA &amp; azide. Also available at 200 ug/ml WITH BSA &amp; azide (NBP2-53274).</p> <p>Antibody with azide - store at 2 to 8C. Antibody without azide - store at -20 to -80C.</p>
Host	Mouse
Gene ID	7037
Gene Symbol	TFRC
Species	Human
Specificity/Sensitivity	It recognizes a ~90-95kDa protein which is identified as cell surface transferrin receptor (CD71), a disulfide-bonded homodimeric glycoprotein of 180-190kDa. This monoclonal antibody is highly specific to CD71 and shows no cross-reaction with other related proteins. Ligand for transferrin receptor is the serum iron transport protein, transferrin. This receptor is broadly distributed in carcinomas, sarcomas, leukemias, and lymphomas. CD71/Transferrin receptor has been reported to be associated with cell proliferation in both normal and neoplastic tissues and useful in predicting clinical behavior or response to therapy in a number of malignancies including breast cancer.
Immunogen	Recombinant extracellular fragment (around aa 94-212) of human TfR (Transferrin R) protein (exact sequence is proprietary) (Uniprot: P02786)
Product Application Details	
Applications	Western Blot, ELISA, Immunohistochemistry, Immunohistochemistry-Paraffin, CyTOF-ready
Recommended Dilutions	Western Blot 0.5 - 1.0 ug/ml, ELISA 2 - 4 ug/ml, Immunohistochemistry, Immunohistochemistry-Paraffin 1 - 2 ug/ml, CyTOF-ready
Application Notes	ELISA: Use Ab at 2-4ug/ml for coating. Order Ab without BSA. Immunohistochemistry (Formalin-fixed): 1-2ug/ml for 30 minutes at RT. Staining of formalin-fixed tissues requires heating tissue sections in 10mM Tris with 1mM EDTA, pH 9.0, for 45 min at 95C followed by cooling at RT for 20 minutes. Optimal dilution for a specific application should be determined.

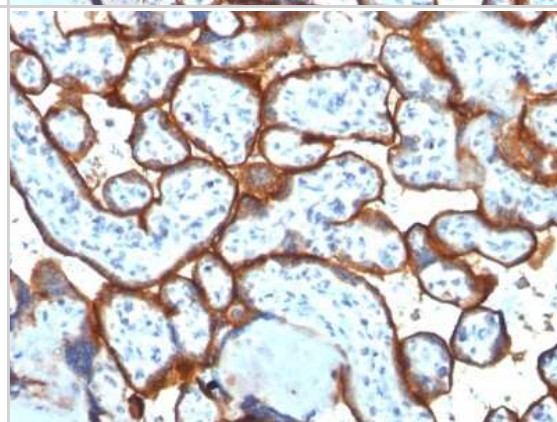


## Images

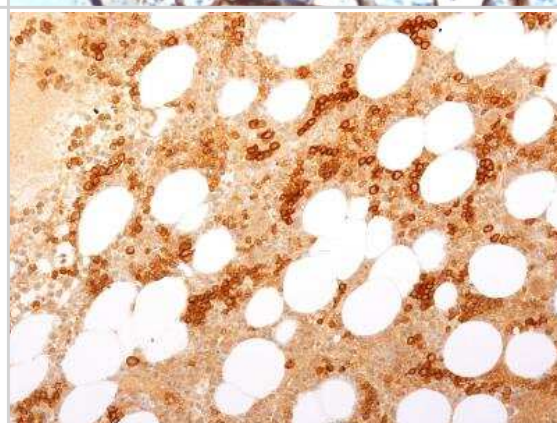
Immunohistochemistry-Paraffin: TfR (Transferrin R) Antibody (TFRC/1817) - Azide and BSA Free [NBP2-54467] - Formalin-fixed, paraffin-embedded Human Placenta stained



Immunohistochemistry-Paraffin: TfR (Transferrin R) Antibody (TFRC/1817) [NBP2-54467] - Formalin-fixed, paraffin-embedded Human Placenta stained with CD71 Monoclonal Antibody (TFRC/1817).



Immunohistochemistry-Paraffin: TfR (Transferrin R) Antibody (TFRC/1817) - Azide and BSA Free [NBP2-54467] - Formalin-fixed, paraffin-embedded Human Bone Marrow stained





### **Novus Biologicals USA**

10730 E. Briarwood Avenue  
Centennial, CO 80112  
USA  
Phone: 303.730.1950  
Toll Free: 1.888.506.6887  
Fax: 303.730.1966  
nb-customerservice@bio-techne.com

### **Bio-Techne Canada**

21 Canmotor Ave  
Toronto, ON M8Z 4E6  
Canada  
Phone: 905.827.6400  
Toll Free: 855.668.8722  
Fax: 905.827.6402  
canada.inquires@bio-techne.com

### **Bio-Techne Ltd**

19 Barton Lane  
Abingdon Science Park  
Abingdon, OX14 3NB, United Kingdom  
Phone: (44) (0) 1235 529449  
Free Phone: 0800 37 34 15  
Fax: (44) (0) 1235 533420  
info.EMEA@bio-techne.com

### **General Contact Information**

[www.novusbio.com](http://www.novusbio.com)  
Technical Support: nb-technical@bio-techne.com  
Orders: nb-customerservice@bio-techne.com  
General: novus@novusbio.com

### **Products Related to NBP2-54467-100ug**

HAF007	Goat anti-Mouse IgG Secondary Antibody [HRP]
NB720-B	Rabbit anti-Mouse IgG (H+L) Secondary Antibody [Biotin]
NBP1-43317-0.5mg	Mouse IgG2b Kappa Light Chain Isotype Control (MG2b)
NB100-92243PEP	TfR (Transferrin R) Antibody Blocking Peptide

### **Limitations**

This product is for research use only and is not approved for use in humans or in clinical diagnosis. Primary Antibodies are guaranteed for 1 year from date of receipt.

For more information on our 100% guarantee, please visit [www.novusbio.com/guarantee](http://www.novusbio.com/guarantee)

Earn gift cards/discounts by submitting a review: [www.novusbio.com/reviews/submit/NBP2-54467](http://www.novusbio.com/reviews/submit/NBP2-54467)

Earn gift cards/discounts by submitting a publication using this product:  
[www.novusbio.com/publications](http://www.novusbio.com/publications)

