

# Product Datasheet

## **Spectrin beta 3 Antibody (rSPTBN2/1778) - Azide and BSA Free** **NBP2-54441-100ug**

Unit Size: 100 ug

Store at -20 to -80C. Avoid freeze-thaw cycles.

[www.novusbio.com](http://www.novusbio.com)



[technical@novusbio.com](mailto:technical@novusbio.com)

Protocols, Publications, Related Products, Reviews, Research Tools and Images at:  
[www.novusbio.com/NBP2-54441](http://www.novusbio.com/NBP2-54441)

Updated 5/9/2021 v.20.1

Earn rewards for product reviews and publications.

Submit a publication at [www.novusbio.com/publications](http://www.novusbio.com/publications)

Submit a review at [www.novusbio.com/reviews/destination/NBP2-54441](http://www.novusbio.com/reviews/destination/NBP2-54441)



**NBP2-54441-100ug**

Spectrin beta 3 Antibody (rSPTBN2/1778) - Azide and BSA Free

Product Information	
Unit Size	100 ug
Concentration	1 mg/ml
Storage	Store at -20 to -80C. Avoid freeze-thaw cycles.
Clonality	Monoclonal
Clone	rSPTBN2/1778
Preservative	No Preservative
Isotype	IgG3
Purity	Protein A or G purified
Buffer	10 mM PBS
Target Molecular Weight	246 kDa

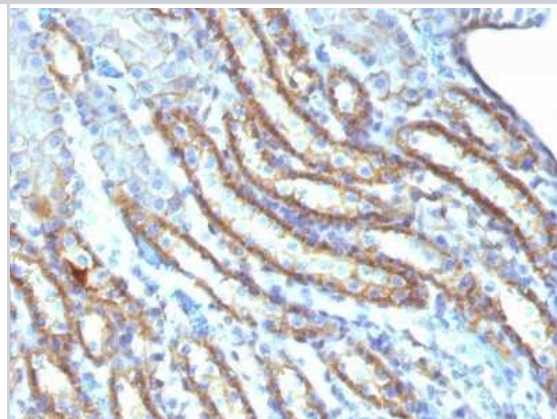
Product Description	
Host	Mouse
Gene ID	6712
Gene Symbol	SPTBN2
Species	Human, Mouse, Rat
Immunogen	Recombinant human SPTBN2 fragment (aa356-475) (exact sequence is proprietary)

Product Application Details	
Applications	Western Blot, Flow Cytometry, Immunocytochemistry/ Immunofluorescence, Immunohistochemistry, Immunohistochemistry-Paraffin, CyTOF-ready
Recommended Dilutions	Western Blot 0.5 - 1.0 ug/ml, Flow Cytometry 0.5 - 1 ug/million cells, Immunohistochemistry, Immunocytochemistry/ Immunofluorescence 0.5 - 1 ug/ml, Immunohistochemistry-Paraffin 0.5 - 1.0 ug/ml, CyTOF-ready
Application Notes	IHC-P: Staining of formalin-fixed tissues requires boiling tissue sections in 10mM citrate buffer pH 6.0 for 10-20 min followed by cooling at RT for 20 minutes.

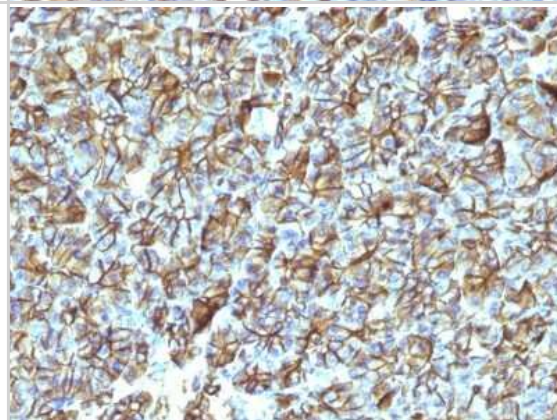


## Images

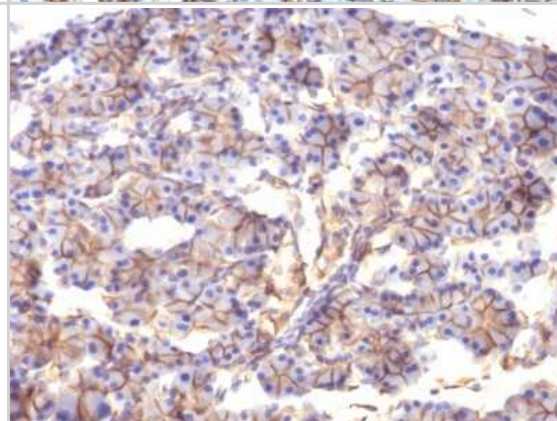
Immunohistochemistry-Paraffin: Spectrin beta 3 Antibody (SPTBN2/1247) [NBP2-54441] - Formalin-fixed, paraffin-embedded Mouse Kidney stained with Spectrin beta III Monoclonal Antibody (SPTBN2/1247).



Immunohistochemistry-Paraffin: Spectrin beta 3 Antibody (SPTBN2/1247) [NBP2-54441] - Formalin-fixed, paraffin-embedded Human Pancreas stained with Spectrin beta III Monoclonal Antibody (SPTBN2/1247).



Immunohistochemistry-Paraffin: Spectrin beta 3 Antibody (SPTBN2/1247) [NBP2-54441] - Formalin-fixed, paraffin-embedded Rat Pancreas stained with Spectrin beta III Monoclonal Antibody (SPTBN2/1247).





### **Novus Biologicals USA**

10730 E. Briarwood Avenue  
Centennial, CO 80112  
USA  
Phone: 303.730.1950  
Toll Free: 1.888.506.6887  
Fax: 303.730.1966  
nb-customerservice@bio-techne.com

### **Bio-Techne Canada**

21 Canmotor Ave  
Toronto, ON M8Z 4E6  
Canada  
Phone: 905.827.6400  
Toll Free: 855.668.8722  
Fax: 905.827.6402  
canada.inquires@bio-techne.com

### **Bio-Techne Ltd**

19 Barton Lane  
Abingdon Science Park  
Abingdon, OX14 3NB, United Kingdom  
Phone: (44) (0) 1235 529449  
Free Phone: 0800 37 34 15  
Fax: (44) (0) 1235 533420  
info.EMEA@bio-techne.com

### **General Contact Information**

www.novusbio.com  
Technical Support: nb-technical@bio-  
techne.com  
Orders: nb-customerservice@bio-techne.com  
General: novus@novusbio.com

### **Limitations**

This product is for research use only and is not approved for use in humans or in clinical diagnosis. Primary Antibodies are guaranteed for 1 year from date of receipt.

For more information on our 100% guarantee, please visit [www.novusbio.com/guarantee](http://www.novusbio.com/guarantee)

Earn gift cards/discounts by submitting a review: [www.novusbio.com/reviews/submit/NBP2-54441](http://www.novusbio.com/reviews/submit/NBP2-54441)

Earn gift cards/discounts by submitting a publication using this product:  
[www.novusbio.com/publications](http://www.novusbio.com/publications)

