

Product Datasheet

Galectin 13 Antibody (PP13/1161) - Azide and BSA Free NBP2-54358-100ug

Unit Size: 100 ug

Store at -20 to -80C. Avoid freeze-thaw cycles.

www.novusbio.com



technical@novusbio.com

Protocols, Publications, Related Products, Reviews, Research Tools and Images at:
www.novusbio.com/NBP2-54358

Updated 7/16/2024 v.20.1

Earn rewards for product
reviews and publications.

Submit a publication at www.novusbio.com/publications

Submit a review at www.novusbio.com/reviews/destination/NBP2-54358



NBP2-54358-100ug

Galectin 13 Antibody (PP13/1161) - Azide and BSA Free

Product Information

Unit Size	100 ug
Concentration	1 mg/ml
Storage	Store at -20 to -80C. Avoid freeze-thaw cycles.
Clonality	Monoclonal
Clone	PP13/1161
Preservative	No Preservative
Isotype	IgG2b Kappa
Purity	Protein A or G purified
Buffer	10 mM PBS

Product Description

Description	1.0 mg/ml of antibody purified from Bioreactor Concentrate by Protein A/G. Prepared in 10mM PBS WITHOUT BSA & azide. Also available at 200 ug/ml WITH BSA & azide (NBP2-53210). Antibody with azide - store at 2 to 8C. Antibody without azide - store at -20 to -80C.
Host	Mouse
Gene ID	29124
Gene Symbol	LGALS13
Species	Human
Immunogen	Recombinant human Galectin 13 protein fragment (aa23-134) (Uniprot: Q9UHV8)

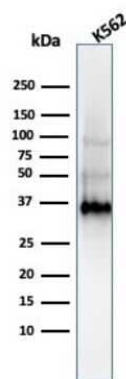
Product Application Details

Applications	Western Blot, Flow Cytometry, Immunocytochemistry/ Immunofluorescence, Immunohistochemistry, Immunohistochemistry-Paraffin, CyTOF-ready
Recommended Dilutions	Western Blot 0.5 - 1 ug/ml, Flow Cytometry 0.5 - 1 ug/million cells, Immunohistochemistry, Immunocytochemistry/ Immunofluorescence 0.5 - 1 ug/ml, Immunohistochemistry-Paraffin 0.5 - 1.0 ug/ml, CyTOF-ready
Application Notes	Immunohistochemistry (Formalin-fixed): 1-2ug/ml for 30 minutes at RT. Staining of formalin-fixed tissues requires heating tissue sections in 10mM Tris with 1mM EDTA, pH 9.0, for 45 min at 95C followed by cooling at RT for 20 minutes. Optimal dilution for a specific application should be determined.

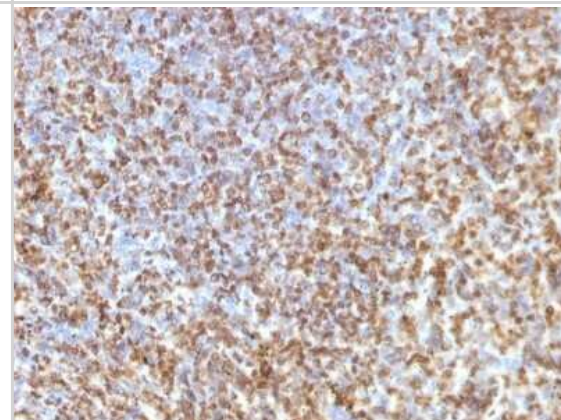


Images


Western Blot: Galectin 13 Antibody (PP13/1161) - Azide and BSA Free [NBP2-54358] - Western Blot of K562 Cell Lysate using Galectin 13 antibody (PP13/1161).



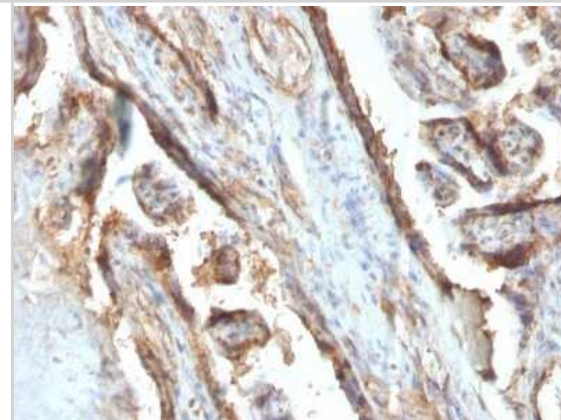
Immunohistochemistry-Paraffin: Galectin 13 Antibody (PP13/1161) - Azide and BSA Free [NBP2-54358] - Formalin-paraffin human Spleen stained with Galectin-13MAb (PP13/1161).



Western Blot: Galectin 13 Antibody (PP13/1161) - Azide and BSA Free [NBP2-54358] - (A) Recombinant human Galectin-13 fragment And (B) K562 Cell Lysate using Galectin-13 MAb (PP13/1161).



Immunohistochemistry-Paraffin: Galectin 13 Antibody (PP13/1161) - Azide and BSA Free [NBP2-54358] - Formalin-paraffin human Placenta stained with Galectin-13 MAb (PP13/1161).





Novus Biologicals USA

10730 E. Briarwood Avenue
Centennial, CO 80112
USA
Phone: 303.730.1950
Toll Free: 1.888.506.6887
Fax: 303.730.1966
nb-customerservice@bio-techne.com

Bio-Techne Canada

21 Canmotor Ave
Toronto, ON M8Z 4E6
Canada
Phone: 905.827.6400
Toll Free: 855.668.8722
Fax: 905.827.6402
canada.inquires@bio-techne.com

Bio-Techne Ltd

19 Barton Lane
Abingdon Science Park
Abingdon, OX14 3NB, United Kingdom
Phone: (44) (0) 1235 529449
Free Phone: 0800 37 34 15
Fax: (44) (0) 1235 533420
info.EMEA@bio-techne.com

General Contact Information

www.novusbio.com
Technical Support: nb-technical@bio-techne.com
Orders: nb-customerservice@bio-techne.com
General: novus@novusbio.com

Products Related to NBP2-54358-100ug

HAF007	Goat anti-Mouse IgG Secondary Antibody [HRP]
NB720-B	Rabbit anti-Mouse IgG (H+L) Secondary Antibody [Biotin]
NBP1-43317-0.5mg	Mouse IgG2b Kappa Light Chain Isotype Control (MG2b)
NBP2-23189	Recombinant Human Galectin 13 His Protein

Limitations

This product is for research use only and is not approved for use in humans or in clinical diagnosis. Primary Antibodies are guaranteed for 1 year from date of receipt.

For more information on our 100% guarantee, please visit www.novusbio.com/guarantee

Earn gift cards/discounts by submitting a review: www.novusbio.com/reviews/submit/NBP2-54358

Earn gift cards/discounts by submitting a publication using this product:
www.novusbio.com/publications

