

Product Datasheet

Lewis Y Antibody (A70-C/C8) - Azide and BSA Free NBP2-54350-100ug

Unit Size: 100 ug

Store at -20 to -80C. Avoid freeze-thaw cycles.

www.novusbio.com



technical@novusbio.com

Protocols, Publications, Related Products, Reviews, Research Tools and Images at:
www.novusbio.com/NBP2-54350

Updated 4/20/2021 v.20.1

Earn rewards for product
reviews and publications.

Submit a publication at www.novusbio.com/publications

Submit a review at www.novusbio.com/reviews/destination/NBP2-54350



NBP2-54350-100ug

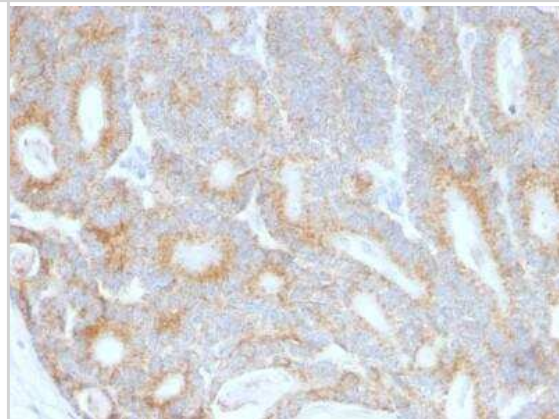
Lewis Y Antibody (A70-C/C8) - Azide and BSA Free

Product Information	
Unit Size	100 ug
Concentration	1 mg/ml
Storage	Store at -20 to -80C. Avoid freeze-thaw cycles.
Clonality	Monoclonal
Clone	A70-C/C8
Preservative	No Preservative
Isotype	IgM
Purity	Protein A or G purified
Buffer	10 mM PBS
Product Description	
Host	Mouse
Species	Human
Marker	Tumor Marker
Immunogen	Live Ls174T cells (human colon carcinoma cell line)
Product Application Details	
Applications	Flow Cytometry, Immunocytochemistry/ Immunofluorescence, Immunohistochemistry, Immunohistochemistry-Paraffin, CyTOF-ready
Recommended Dilutions	Flow Cytometry 0.5 - 1 ug/million cells, Immunohistochemistry, Immunocytochemistry/ Immunofluorescence 0.5 - 1 ug/ml, Immunohistochemistry-Paraffin 0.5 - 1.0 ug/ml, CyTOF-ready
Application Notes	IHC-P: Staining of formalin-fixed tissues requires boiling tissue sections in 10mM citrate buffer pH 6.0 for 10-20 min followed by cooling at RT for 20 minutes

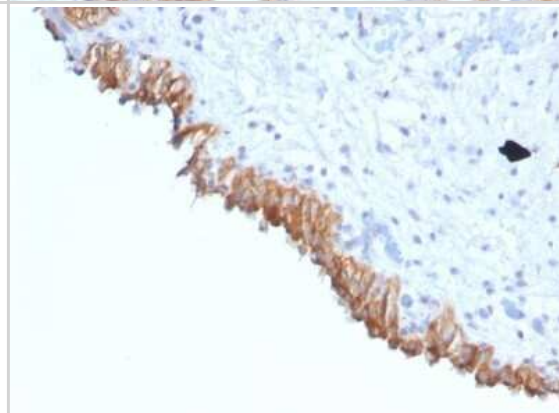


Images

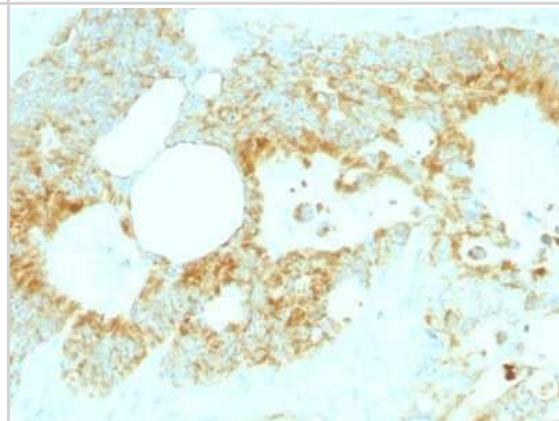
Immunohistochemistry-Paraffin: Lewis Y Antibody (A70-C/C8) [NBP2-54350] - Formalin-fixed, paraffin-embedded human Colon Carcinoma stained with Lewis Y Monoclonal Antibody



Immunohistochemistry-Paraffin: Lewis Y Antibody (A70-C/C8) [NBP2-54350] - Formalin-fixed, paraffin-embedded human Colon Carcinoma stained with Lewis Y Monoclonal Antibody (A70-C/C8).



Immunohistochemistry-Paraffin: Lewis Y Antibody (A70-C/C8) [NBP2-54350] - Formalin-fixed, paraffin-embedded human Colon Carcinoma stained with Lewis Y Monoclonal Antibody (A70-C/C8).





Novus Biologicals USA

10730 E. Briarwood Avenue
Centennial, CO 80112
USA
Phone: 303.730.1950
Toll Free: 1.888.506.6887
Fax: 303.730.1966
nb-customerservice@bio-techne.com

Bio-Techne Canada

21 Canmotor Ave
Toronto, ON M8Z 4E6
Canada
Phone: 905.827.6400
Toll Free: 855.668.8722
Fax: 905.827.6402
canada.inquires@bio-techne.com

Bio-Techne Ltd

19 Barton Lane
Abingdon Science Park
Abingdon, OX14 3NB, United Kingdom
Phone: (44) (0) 1235 529449
Free Phone: 0800 37 34 15
Fax: (44) (0) 1235 533420
info.EMEA@bio-techne.com

General Contact Information

www.novusbio.com
Technical Support: nb-technical@bio-
techne.com
Orders: nb-customerservice@bio-techne.com
General: novus@novusbio.com

Limitations

This product is for research use only and is not approved for use in humans or in clinical diagnosis. Primary Antibodies are guaranteed for 1 year from date of receipt.

For more information on our 100% guarantee, please visit www.novusbio.com/guarantee

Earn gift cards/discounts by submitting a review: www.novusbio.com/reviews/submit/NBP2-54350

Earn gift cards/discounts by submitting a publication using this product:
www.novusbio.com/publications

