

# Product Datasheet

## Chromogranin A Antibody (CHGA/1731R) - Azide and BSA Free NBP2-54316-100ug

Unit Size: 100 ug

Store at -20 to -80C. Avoid freeze-thaw cycles.

[www.novusbio.com](http://www.novusbio.com)



[technical@novusbio.com](mailto:technical@novusbio.com)

Protocols, Publications, Related Products, Reviews, Research Tools and Images at:  
[www.novusbio.com/NBP2-54316](http://www.novusbio.com/NBP2-54316)

Updated 7/16/2024 v.20.1

Earn rewards for product reviews and publications.

Submit a publication at [www.novusbio.com/publications](http://www.novusbio.com/publications)

Submit a review at [www.novusbio.com/reviews/destination/NBP2-54316](http://www.novusbio.com/reviews/destination/NBP2-54316)



**NBP2-54316-100ug**

Chromogranin A Antibody (CHGA/1731R) - Azide and BSA Free

**Product Information**

<b>Unit Size</b>	100 ug
<b>Concentration</b>	1 mg/ml
<b>Storage</b>	Store at -20 to -80C. Avoid freeze-thaw cycles.
<b>Clonality</b>	Monoclonal
<b>Clone</b>	CHGA/1731R
<b>Preservative</b>	No Preservative
<b>Isotype</b>	IgG
<b>Purity</b>	Protein A or G purified
<b>Buffer</b>	10 mM PBS

**Product Description**

<b>Description</b>	1.0 mg/ml of antibody purified by Protein A/G. Prepared in 10mM PBS WITHOUT BSA & azide. Also available at 200 ug/ml WITH BSA & azide (NBP2-53139).  Antibody with azide - store at 2 to 8C. Antibody without azide - store at -20 to -80C.
<b>Host</b>	Rabbit
<b>Gene ID</b>	1113
<b>Gene Symbol</b>	CHGA
<b>Species</b>	Human, Rat (Negative)
<b>Reactivity Notes</b>	Does not react with Rat.
<b>Marker</b>	Neuroendocrine Marker
<b>Immunogen</b>	Recombinant human full-length Chromogranin A protein (Uniprot: P10645)

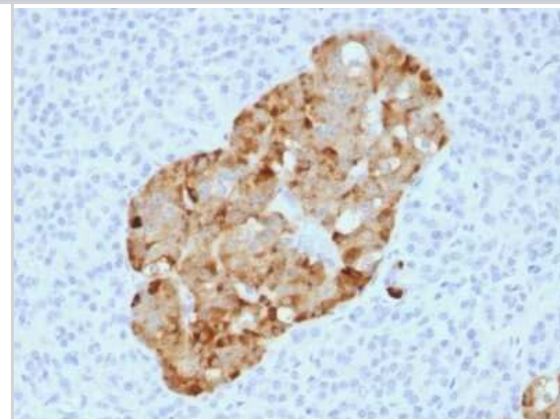
**Product Application Details**

<b>Applications</b>	Immunohistochemistry, Immunohistochemistry-Paraffin, Protein Array
<b>Recommended Dilutions</b>	Immunohistochemistry, Immunohistochemistry-Paraffin, Protein Array
<b>Application Notes</b>	Immunohistochemistry (Formalin-fixed): 1-2ug/ml for 30 minutes at RT. Staining of formalin-fixed tissues requires heating tissue sections in 10mM Tris with 1mM EDTA, pH 9.0, for 45 min at 95C followed by cooling at RT for 20 minutes. Optimal dilution for a specific application should be determined.

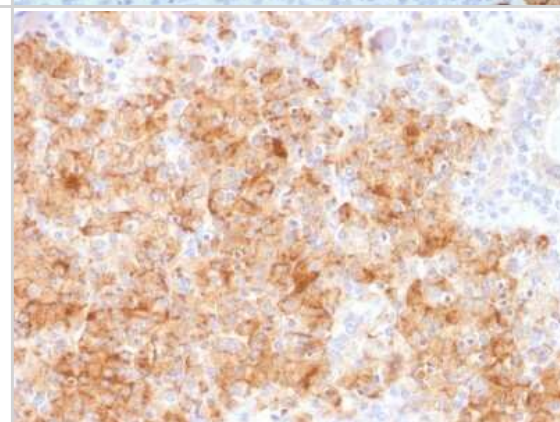


## Images

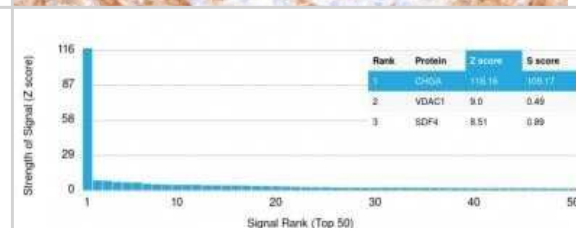
Immunohistochemistry-Paraffin: Chromogranin A Antibody (CHGA/1731R) - Azide and BSA Free [NBP2-54316] - Formalin-fixed, paraffin-embedded human Pancreas stained with Chromogranin A Recombinant Rabbit Monoclonal Antibody (CHGA/1731R)



Immunohistochemistry-Paraffin: Chromogranin A Antibody (CHGA/1731R) - Azide and BSA Free [NBP2-54316] - Formalin-fixed, paraffin-embedded human Parathyroid stained with Chromogranin A Recombinant Rabbit Monoclonal Antibody (CHGA/1731R)



Protein Array: Chromogranin A Antibody (CHGA/1731R) - Azide and BSA Free [NBP2-54316] - Analysis of Protein Array containing more than 19,000 full-length human proteins using Chromogranin A Antibody (CHGA/1731R). Z- and S- Score: The Z-score represents the strength of a signal that a monoclonal antibody (MAb) (in combination with a fluorescently-tagged anti-IgG secondary antibody) produces when binding to a particular protein on the HuProt(TM) array. Z-scores are described in units of standard deviations (SDs) above the mean value of all signals generated on that array. If targets on HuProt(TM) are arranged in descending order of the Z-score, the S-score is the difference (also in units of SDs) between the Z-score. S-score therefore represents the relative target specificity of a MAb to its intended target. A MAb is considered to be specific to its intended target, if the MAb has an S-score of at least 2.5.





### **Novus Biologicals USA**

10730 E. Briarwood Avenue  
Centennial, CO 80112  
USA  
Phone: 303.730.1950  
Toll Free: 1.888.506.6887  
Fax: 303.730.1966  
nb-customerservice@bio-techne.com

### **Bio-Techne Canada**

21 Canmotor Ave  
Toronto, ON M8Z 4E6  
Canada  
Phone: 905.827.6400  
Toll Free: 855.668.8722  
Fax: 905.827.6402  
canada.inquires@bio-techne.com

### **Bio-Techne Ltd**

19 Barton Lane  
Abingdon Science Park  
Abingdon, OX14 3NB, United Kingdom  
Phone: (44) (0) 1235 529449  
Free Phone: 0800 37 34 15  
Fax: (44) (0) 1235 533420  
info.EMEA@bio-techne.com

### **General Contact Information**

www.novusbio.com  
Technical Support: nb-technical@bio-techne.com  
Orders: nb-customerservice@bio-techne.com  
General: novus@novusbio.com

### **Products Related to NBP2-54316-100ug**

---

HAF008	Goat anti-Rabbit IgG Secondary Antibody [HRP]
NB7160	Goat anti-Rabbit IgG (H+L) Secondary Antibody [HRP]
NBP2-24891	Rabbit IgG Isotype Control
NBC1-26369	Recombinant Human Chromogranin A Protein

---

### **Limitations**

This product is for research use only and is not approved for use in humans or in clinical diagnosis. Primary Antibodies are guaranteed for 1 year from date of receipt.

For more information on our 100% guarantee, please visit [www.novusbio.com/guarantee](http://www.novusbio.com/guarantee)

Earn gift cards/discounts by submitting a review: [www.novusbio.com/reviews/submit/NBP2-54316](http://www.novusbio.com/reviews/submit/NBP2-54316)

Earn gift cards/discounts by submitting a publication using this product:  
[www.novusbio.com/publications](http://www.novusbio.com/publications)

