

Product Datasheet

HNF-3 alpha/FoxA1 Antibody (FOXA1/1515) **NBP2-53323-100ug**

Unit Size: 100 ug

Store at 4C.

www.novusbio.com



technical@novusbio.com

Protocols, Publications, Related Products, Reviews, Research Tools and Images at:
www.novusbio.com/NBP2-53323

Updated 7/16/2024 v.20.1

Earn rewards for product
reviews and publications.

Submit a publication at www.novusbio.com/publications

Submit a review at www.novusbio.com/reviews/destination/NBP2-53323



NBP2-53323-100ug

HNF-3 alpha/FoxA1 Antibody (FOXA1/1515)

Product Information	
Unit Size	100 ug
Concentration	0.2 mg/ml
Storage	Store at 4C.
Clonality	Monoclonal
Clone	FOXA1/1515
Preservative	0.05% Sodium Azide
Isotype	IgG1 Kappa
Purity	Protein A or G purified
Buffer	10 mM PBS with 0.05% BSA
Target Molecular Weight	49 kDa

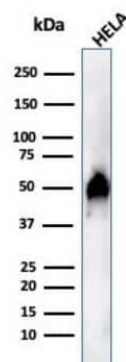
Product Description	
Description	200ug/ml of antibody purified from Bioreactor Concentrate by Protein A or G. Prepared in 10 mM PBS with 0.05% BSA & 0.05% azide. Also available WITHOUT BSA & azide at 1.0 mg/ml. (NBP2-54415) Antibody with azide - store at 2 to 8C. Antibody without azide - store at -20 to -80C.
Host	Mouse
Gene ID	3169
Gene Symbol	FOXA1
Species	Human, Rat (Negative)
Reactivity Notes	Does not react with Rat.
Immunogen	Recombinant human HNF-3 alpha/FoxA1 protein fragment (aa372-472) (exact sequence is proprietary) (Uniprot: P55317)

Product Application Details	
Applications	Western Blot, Flow Cytometry, Immunocytochemistry/ Immunofluorescence, Immunohistochemistry, Immunohistochemistry-Paraffin
Recommended Dilutions	Western Blot 1-2 ug/ml, Flow Cytometry 0.5-1 ug/million cells, Immunohistochemistry, Immunocytochemistry/ Immunofluorescence 0.5-1 ug/ml, Immunohistochemistry-Paraffin 1-2 ug/ml
Application Notes	Immunohistochemistry (Formalin-fixed): 1-2ug/ml for 30 minutes at RT. Staining of formalin-fixed tissues is enhanced by heating tissue sections in 10mM Tris with 1mM EDTA, pH 9.0 for 45 min at 95C followed by cooling at RT for 20 minutes. Optimal dilution for a specific application should be determined.

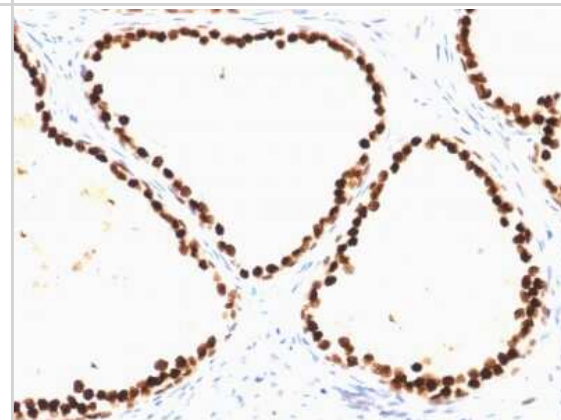


Images

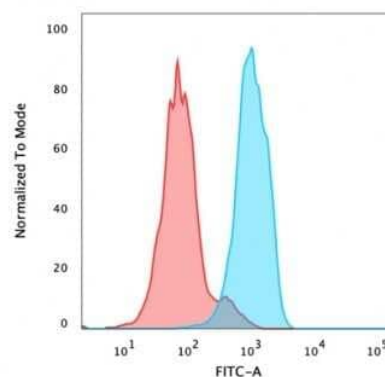
Western Blot: HNF-3 alpha/FoxA1 Antibody (FOXA1/1515) [NBP2-53323] - Western Blot Analysis of HeLa cell lysate using HNF-3 alpha/FoxA1 antibody (FOXA1/1515).



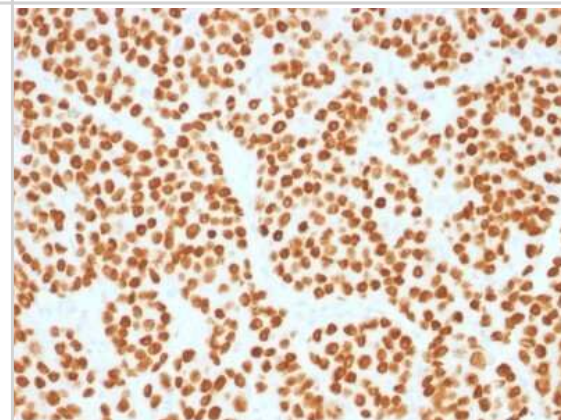
Immunohistochemistry-Paraffin: HNF-3 alpha/FoxA1 Antibody (FOXA1/1515) [NBP2-53323] - Formalin-fixed, paraffin-embedded human Prostate Carcinoma stained with HNF-3 alpha/FoxA1 Antibody (FOXA1/1515).



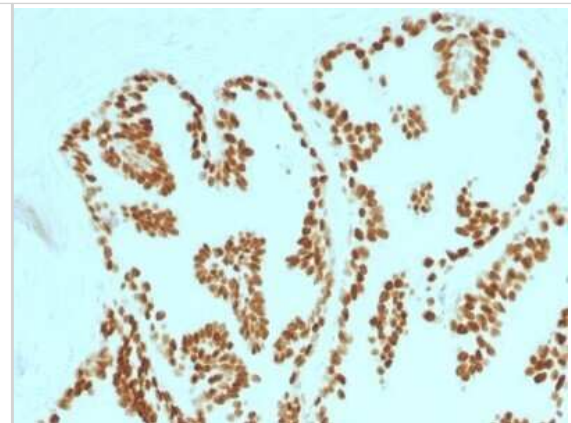
Flow Cytometry: HNF-3 alpha/FoxA1 Antibody (FOXA1/1515) [NBP2-53323] - Flow Cytometric Analysis of PFA fixed MCF-7 cells using HNF-3 alpha/FoxA1 Mouse Monoclonal Antibody (HNF-3 alpha/FoxA1/1515) followed by goat anti-Mouse IgG-CF488 (Blue); Goat anti-mouse IgG-CF488 Is Control (Red).



Immunohistochemistry-Paraffin: HNF-3 alpha/FoxA1 Antibody (FOXA1/1515) [NBP2-53323] - Formalin-fixed, paraffin-embedded human Prostate Carcinoma stained with FOXA1 Monoclonal Antibody (FOXA1/1515).



Immunohistochemistry-Paraffin: HNF-3 alpha/FoxA1 Antibody (FOXA1/1515) [NBP2-53323] - Formalin-fixed, paraffin-embedded human Prostate Carcinoma stained with FOXA1 Monoclonal Antibody (FOXA1/1515).





Novus Biologicals USA

10730 E. Briarwood Avenue
Centennial, CO 80112
USA
Phone: 303.730.1950
Toll Free: 1.888.506.6887
Fax: 303.730.1966
nb-customerservice@bio-techne.com

Bio-Techne Canada

21 Canmotor Ave
Toronto, ON M8Z 4E6
Canada
Phone: 905.827.6400
Toll Free: 855.668.8722
Fax: 905.827.6402
canada.inquires@bio-techne.com

Bio-Techne Ltd

19 Barton Lane
Abingdon Science Park
Abingdon, OX14 3NB, United Kingdom
Phone: (44) (0) 1235 529449
Free Phone: 0800 37 34 15
Fax: (44) (0) 1235 533420
info.EMEA@bio-techne.com

General Contact Information

www.novusbio.com
Technical Support: nb-technical@bio-techne.com
Orders: nb-customerservice@bio-techne.com
General: novus@novusbio.com

Products Related to NBP2-53323-100ug

HAF007	Goat anti-Mouse IgG Secondary Antibody [HRP]
NB720-B	Rabbit anti-Mouse IgG (H+L) Secondary Antibody [Biotin]
NBP1-43319-0.5mg	Mouse IgG1 Kappa Isotype Control (P3.6.2.8.1)
H00003169-Q01-10ug	Recombinant Human HNF-3 alpha/FoxA1 GST (N-Term) Protein

Limitations

This product is for research use only and is not approved for use in humans or in clinical diagnosis. Primary Antibodies are guaranteed for 1 year from date of receipt.

For more information on our 100% guarantee, please visit www.novusbio.com/guarantee

Earn gift cards/discounts by submitting a review: www.novusbio.com/reviews/submit/NBP2-53323

Earn gift cards/discounts by submitting a publication using this product:
www.novusbio.com/publications

