

Product Datasheet

Spectrin beta 3 Antibody (rSPTBN2/1778) NBP2-53311-100ug

Unit Size: 100 ug

Store at 4C.

www.novusbio.com



technical@novusbio.com

Protocols, Publications, Related Products, Reviews, Research Tools and Images at:
www.novusbio.com/NBP2-53311

Updated 5/9/2021 v.20.1

Earn rewards for product
reviews and publications.

Submit a publication at www.novusbio.com/publications

Submit a review at www.novusbio.com/reviews/destination/NBP2-53311



NBP2-53311-100ug

Spectrin beta 3 Antibody (rSPTBN2/1778)

Product Information	
Unit Size	100 ug
Concentration	0.2 mg/ml
Storage	Store at 4C.
Clonality	Monoclonal
Clone	rSPTBN2/1778
Preservative	0.05% Sodium Azide
Isotype	IgG3
Purity	Protein A or G purified
Buffer	10mM PBS with 0.05% BSA
Target Molecular Weight	246 kDa

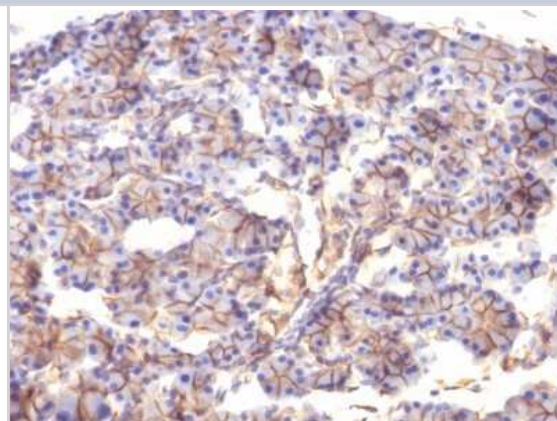
Product Description	
Host	Mouse
Gene ID	6712
Gene Symbol	SPTBN2
Species	Human, Mouse, Rat
Immunogen	Recombinant human SPTBN2 fragment (aa356-475) (exact sequence is proprietary)

Product Application Details	
Applications	Western Blot, Flow Cytometry, Immunocytochemistry/Immunofluorescence, Immunohistochemistry, Immunohistochemistry-Paraffin
Recommended Dilutions	Western Blot 0.5 - 1.0 ug/ml, Flow Cytometry 0.5 - 1 ug/million cells, Immunohistochemistry, Immunocytochemistry/Immunofluorescence 0.5 - 1 ug/ml, Immunohistochemistry-Paraffin 0.5 - 1.0 ug/ml
Application Notes	IHC-P: Staining of formalin-fixed tissues requires boiling tissue sections in 10mM citrate buffer pH 6.0 for 10-20 min followed by cooling at RT for 20 minutes.

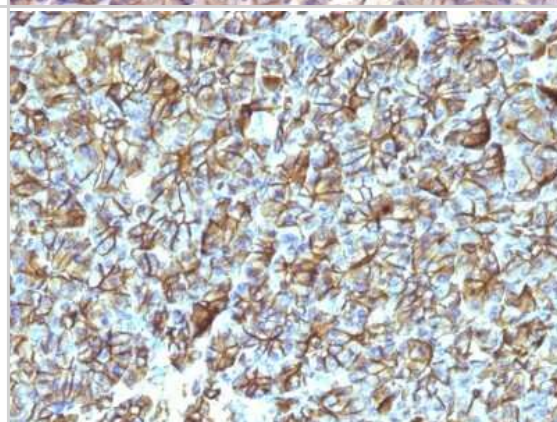


Images

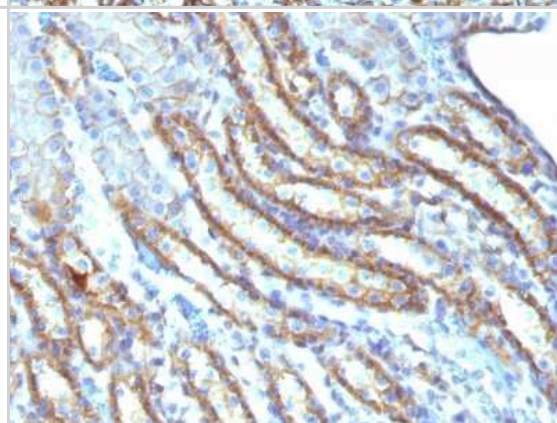
Immunohistochemistry-Paraffin: Spectrin beta 3 Antibody (SPTBN2/1247) [NBP2-53311] - Formalin-fixed, paraffin-embedded Rat Pancreas stained with Spectrin beta III Monoclonal Antibody (SPTBN2/1247).



Immunohistochemistry-Paraffin: Spectrin beta 3 Antibody (SPTBN2/1247) [NBP2-53311] - Formalin-fixed, paraffin-embedded Human Pancreas stained with Spectrin beta III Monoclonal Antibody (SPTBN2/1247).



Immunohistochemistry-Paraffin: Spectrin beta 3 Antibody (SPTBN2/1247) [NBP2-53311] - Formalin-fixed, paraffin-embedded Mouse Kidney stained with Spectrin beta III Monoclonal Antibody (SPTBN2/1247).





Novus Biologicals USA

10730 E. Briarwood Avenue
Centennial, CO 80112
USA

Phone: 303.730.1950
Toll Free: 1.888.506.6887
Fax: 303.730.1966
novus@novusbio.com

Bio-Techne Canada

21 Canmotor Ave
Toronto, ON M8Z 4E6
Canada

Phone: 905.827.6400
Toll Free: 855.668.8722
Fax: 905.827.6402
canada.inquires@bio-techne.com

Bio-Techne Ltd

19 Barton Lane
Abingdon Science Park
Abingdon, OX14 3NB, United Kingdom
Phone: (44) (0) 1235 529449
Free Phone: 0800 37 34 15
Fax: (44) (0) 1235 533420
info.EMEA@bio-techne.com

General Contact Information

www.novusbio.com
Technical Support: technical@novusbio.com
Orders: orders@novusbio.com
General: novus@novusbio.com

Limitations

This product is for research use only and is not approved for use in humans or in clinical diagnosis. Primary Antibodies are guaranteed for 1 year from date of receipt.

For more information on our 100% guarantee, please visit www.novusbio.com/guarantee

Earn gift cards/discounts by submitting a review: www.novusbio.com/reviews/submit/NBP2-53311

Earn gift cards/discounts by submitting a publication using this product:
www.novusbio.com/publications

