

Product Datasheet

Cadherin-16 Antibody (CDH16/1532R)

NBP2-53221-100ug

Unit Size: 100 ug

Store at 4C.

www.novusbio.com



technical@novusbio.com

Protocols, Publications, Related Products, Reviews, Research Tools and Images at:
www.novusbio.com/NBP2-53221

Updated 7/16/2024 v.20.1

Earn rewards for product
reviews and publications.

Submit a publication at www.novusbio.com/publications

Submit a review at www.novusbio.com/reviews/destination/NBP2-53221



NBP2-53221-100ug

Cadherin-16 Antibody (CDH16/1532R)

Product Information	
Unit Size	100 ug
Concentration	0.2 mg/ml
Storage	Store at 4C.
Clonality	Monoclonal
Clone	CDH16/1532R
Preservative	0.05% Sodium Azide
Isotype	IgG
Purity	Protein A purified
Buffer	10 mM PBS with 0.05% BSA
Target Molecular Weight	130 kDa

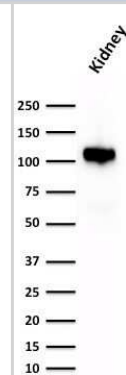
Product Description	
Description	200ug/ml of antibody purified by Protein A. Prepared in 10 mM PBS with 0.05% BSA & 0.05% azide. Also available WITHOUT BSA & azide at 1.0 mg/ml. (NBP2-54567) Antibody with azide - store at 2 to 8C. Antibody without azide - store at -20 to -80C.
Host	Rabbit
Gene ID	1014
Gene Symbol	CDH16
Species	Human, Mouse, Rat
Immunogen	Recombinant human full-length Cadherin-16 protein (Uniprot: O75309)

Product Application Details	
Applications	Western Blot, Flow Cytometry, Immunohistochemistry, Immunohistochemistry-Paraffin
Recommended Dilutions	Western Blot 1-2 ug/ml, Flow Cytometry 1-2 ug/million cells, Immunohistochemistry, Immunohistochemistry-Paraffin 1-2 ug/ml
Application Notes	Immunohistochemistry (Formalin-fixed): 1-2ug/ml for 30 minutes at RT. Staining of formalin-fixed tissues requires heating tissue sections in 10mM Tris with 1mM EDTA buffer, pH 9.0, for 45 min at 95C followed by cooling at RT for 20 minutes. Optimal dilution for a specific application should be determined.

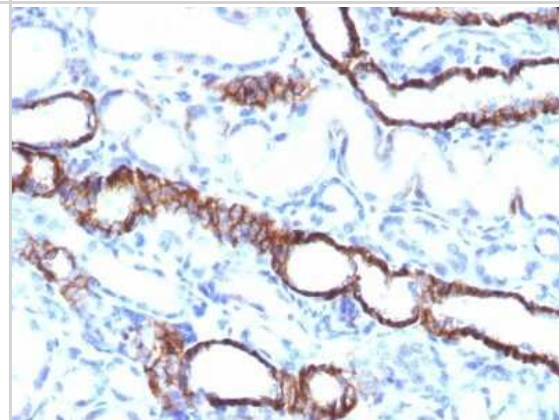


Images

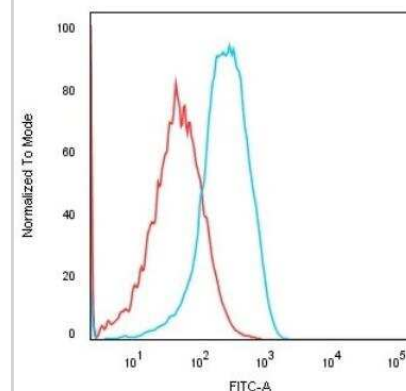
Western Blot: Cadherin-16 Antibody (CDH16/1532R) [NBP2-53221] - Western Blot Analysis of human Kidney lysate using Cadherin-16 antibody (CDH16/1532R)



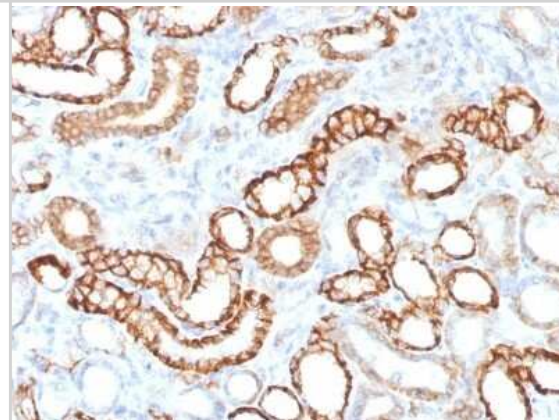
Immunohistochemistry-Paraffin: Cadherin-16 Antibody (CDH16/1532R) [NBP2-53221] - Formalin-fixed, paraffin-embedded Rat Kidney stained with KSP-Cadherin Recombinant Rabbit Monoclonal Antibody (CDH16/1532R)



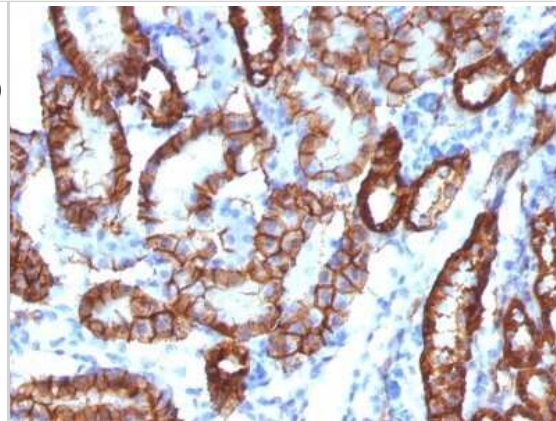
Flow Cytometry: Cadherin-16 Antibody (CDH16/1532R) [NBP2-53221] - Analysis of Human HEK293 cells using Cadherin-16 Antibody (CDH16/1532R) followed by Goat anti-rabbit IgG-CF488 (Blue); Isotype Control (Red).



Immunohistochemistry-Paraffin: Cadherin-16 Antibody (CDH16/1532R) [NBP2-53221] - Formalin-fixed, paraffin-embedded Human Renal Cell Carcinoma Stained with KSP-Cadherin Recombinant Rabbit Monoclonal Antibody (CDH16/1532R)



Immunohistochemistry-Paraffin: Cadherin-16 Antibody (CDH16/1532R)
[NBP2-53221] - Formalin-fixed, paraffin-embedded Mouse Kidney
Stained with KSP-Cadherin Rabbit Monoclonal Antibody (CDH16/1532R)





Novus Biologicals USA

10730 E. Briarwood Avenue
Centennial, CO 80112
USA
Phone: 303.730.1950
Toll Free: 1.888.506.6887
Fax: 303.730.1966
nb-customerservice@bio-techne.com

Bio-Techne Canada

21 Canmotor Ave
Toronto, ON M8Z 4E6
Canada
Phone: 905.827.6400
Toll Free: 855.668.8722
Fax: 905.827.6402
canada.inquires@bio-techne.com

Bio-Techne Ltd

19 Barton Lane
Abingdon Science Park
Abingdon, OX14 3NB, United Kingdom
Phone: (44) (0) 1235 529449
Free Phone: 0800 37 34 15
Fax: (44) (0) 1235 533420
info.EMEA@bio-techne.com

General Contact Information

www.novusbio.com
Technical Support: nb-technical@bio-techne.com
Orders: nb-customerservice@bio-techne.com
General: novus@novusbio.com

Products Related to NBP2-53221-100ug

HAF008	Goat anti-Rabbit IgG Secondary Antibody [HRP]
NB7160	Goat anti-Rabbit IgG (H+L) Secondary Antibody [HRP]
NBP2-24891	Rabbit IgG Isotype Control
H00001014-P01-10ug	Recombinant Human Cadherin-16 GST (N-Term) Protein

Limitations

This product is for research use only and is not approved for use in humans or in clinical diagnosis. Primary Antibodies are guaranteed for 1 year from date of receipt.

For more information on our 100% guarantee, please visit www.novusbio.com/guarantee

Earn gift cards/discounts by submitting a review: www.novusbio.com/reviews/submit/NBP2-53221

Earn gift cards/discounts by submitting a publication using this product:
www.novusbio.com/publications

