

Product Datasheet

CRISPR-Cas9 Antibody Pack

NBP2-52986

Unit Size: 3 Vials

Store at 4C short term. Aliquot and store at -20C long term. Avoid freeze-thaw cycles.

www.novusbio.com



technical@novusbio.com

Protocols, Publications, Related Products, Reviews, Research Tools and Images at:
www.novusbio.com/NBP2-52986

Updated 8/21/2023 v.20.1

Earn rewards for product
reviews and publications.

Submit a publication at www.novusbio.com/publications

Submit a review at www.novusbio.com/reviews/destination/NBP2-52986



NBP2-52986**CRISPR-Cas9 Antibody Pack****Product Information**

Unit Size	3 Vials
Concentration	Concentration of individual antibodies may be found on the vial label. If unlisted please contact technical services.
Storage	Store at 4C short term. Aliquot and store at -20C long term. Avoid freeze-thaw cycles.

Product Description

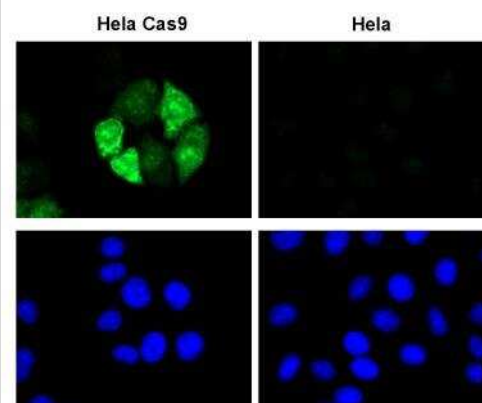
Description	This pack contains 1 vial each of: NBP2-36440SS (0.025 mL), NBP2-52398SS (0.025 mL).
Gene ID	901176
Species	Bacteria
Reactivity Notes	See individual datasheets of components for their validated species
Immunogen	See individual datasheets.
Kit Components	NBP2-52398: CRISPR-Cas9 Antibody (6G12) - C-terminus - BSA Free, NBP2-36440: CRISPR-Cas9 Antibody (7A9-3A3) - N-Terminus - BSA Free, HAF007: Goat anti-Mouse IgG Secondary Antibody [HRP]

Product Application Details

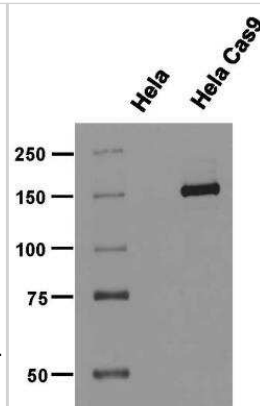
Applications	Western Blot, Simple Western, Immunocytochemistry/ Immunofluorescence, Immunohistochemistry, Immunoprecipitation, Chromatin Immunoprecipitation (ChIP)
Recommended Dilutions	Western Blot, Simple Western, Immunohistochemistry, Immunocytochemistry/ Immunofluorescence, Immunoprecipitation, Chromatin Immunoprecipitation (ChIP)
Application Notes	See individual datasheets of components for their validated applications

Images

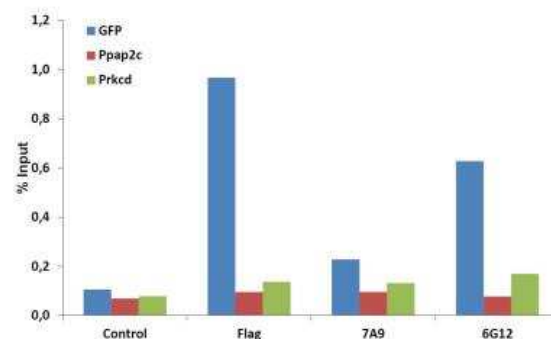
Immunocytochemistry/Immunofluorescence: CRISPR-Cas9 Antibody Pack [NBP2-52986] - HeLa cells or HeLa cells expressing Flag-tagged SpCas9 under the control of the PTight (Tet-ON) promoter were treated for 24h with 1ug/ul Doxycyclin, fixed and permeabilized with Methanol/Acetone and blocked in 2% BSA in PBS for 2 hours at RT. Cells were stained with 6G12 hybridoma supernatant (diluted 1:10) at 4C o/n, followed by incubation with anti mouse-AF488 coupled secondary antibody for 1 h at RT. Nuclei were counter-stained with Hoechst 33342.




Western Blot: CRISPR-Cas9 Antibody Pack [NBP2-52986] - HeLa cells and HeLa cells expressing Flag-tagged *S.pyogenes* Cas9 under the control of the PTight (Tet-ON) promoter were treated for 24h with 1ug/ul Doxycyclin and lysed under native conditions. 30ug of whole cell lysate per lane was separated by 7.5% SDS-PAGE, transferred to nitrocellulose membrane and incubated with 6G12 hybridoma supernatant (diluted 1:100) at 4C o/n. After washing, the membranes were incubated with secondary HRP-coupled antibody and bands were visualized by ECL and exposure of X-ray films. Prestained marker bands were visualized with Blue Marker Antibody (NBP2-33376). A 1 min exposure is shown. Note the specific band of CRISPR-Cas9 with a molecular weight of 158.4 kDa.



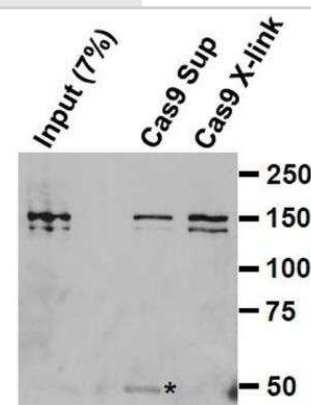
Chromatin Immunoprecipitation (ChIP): CRISPR-Cas9 Antibody Pack [NBP2-52986] - ChIP analysis of CRISPR-Cas9 antibody clones 7A9-3A3 and 6G12 on NIH3T3 cells which were stably expressing GFP-H2B, nuclease dead Cas9 (Flag tagged), and a GFP-targeting gRNA. The cells were fixed with formaldehyde, harvested and sonicated to get 200-500bp DNA fragments. 50ug chromatin was incubated over night at 4C with the indicated antibodies (200ul hybridoma supernatants of clones 7A9 and 6G12; 5ug Flag antibody) followed by incubation with protein G beads for 3h at 4C. After washing chromatin was eluted from the beads and crosslinking was reversed over night at 65C. After a proteinase K digestion step, DNA was separated using phenol/chloroform/isoamyl alcohol, precipitated with ethanol/sodium acetate and dissolved in water. For qPCR, primers either targeting the GFP gene or as negative control non-targeted regions (Ppap2c +7122 and Prkcd +24069 from transcription start) were used.



Western Blot: CRISPR-Cas9 Antibody Pack [NBP2-52986] - WB analysis of Cas9 protein in lysate of CRISPR-Cas9 transfected 293T cells using anti-Cas9 antibody clone 7A9-3A3 at 2ug/ml concentration.



Immunoprecipitation: CRISPR-Cas9 Antibody Pack [NBP2-52986] - HEK293T expressing N-terminally Flag-tagged *S.pyogenes* Cas9 were lysed 72h post transfection by resuspending the cells in Hunt buffer and subjecting to 3 freeze-thaw cycles in liquid nitrogen/ice. Proteins were immunoprecipitated from 100ug of whole cell lysate for 1h at 4C with Cas9 supernatant followed by incubation for 1h at 4C with a 1:1 mixture of protein A/G sepharose beads, or for 2h at 4C with Cas9 ab crosslinked to a 1:1 mixture of protein A/G sepharose beads. Beads were washed 2x with Hunt buffer and 1x with TBS. Bound proteins were eluted by boiling in Laemmli, separated by SDS-PAGE and transferred to nitrocellulose. Membrane was blocked, incubated with Cas9 ab, incubated with HRP anti-mouse secondary. *IgG heavy chain.





Novus Biologicals USA

10730 E. Briarwood Avenue
Centennial, CO 80112
USA
Phone: 303.730.1950
Toll Free: 1.888.506.6887
Fax: 303.730.1966
nb-customerservice@bio-techne.com

Bio-Techne Canada

21 Canmotor Ave
Toronto, ON M8Z 4E6
Canada
Phone: 905.827.6400
Toll Free: 855.668.8722
Fax: 905.827.6402
canada.inquires@bio-techne.com

Bio-Techne Ltd

19 Barton Lane
Abingdon Science Park
Abingdon, OX14 3NB, United Kingdom
Phone: (44) (0) 1235 529449
Free Phone: 0800 37 34 15
Fax: (44) (0) 1235 533420
info.EMEA@bio-techne.com

General Contact Information

www.novusbio.com
Technical Support: nb-technical@bio-techne.com
Orders: nb-customerservice@bio-techne.com
General: novus@novusbio.com

Products Related to NBP2-52986

NBP2-36440	CRISPR-Cas9 Antibody (7A9-3A3)
------------	--------------------------------

Limitations

This product is for research use only and is not approved for use in humans or in clinical diagnosis. Antibody Packs are guaranteed for 1 year from date of receipt.

For more information on our 100% guarantee, please visit www.novusbio.com/guarantee

Earn gift cards/discounts by submitting a review: www.novusbio.com/reviews/submit/NBP2-52986

Earn gift cards/discounts by submitting a publication using this product:
www.novusbio.com/publications

