

Product Datasheet

Apolipoprotein A-IV/ApoA4 Antibody (CL0467) - BSA Free NBP2-52931

Unit Size: 0.1 ml

Store at 4C short term. Aliquot and store at -20C long term. Avoid freeze-thaw cycles.

www.novusbio.com



technical@novusbio.com

Protocols, Publications, Related Products, Reviews, Research Tools and Images at:
www.novusbio.com/NBP2-52931

Updated 2/27/2025 v.20.1

Earn rewards for product
reviews and publications.

Submit a publication at www.novusbio.com/publications

Submit a review at www.novusbio.com/reviews/destination/NBP2-52931



NBP2-52931

Apolipoprotein A-IV/ApoA4 Antibody (CL0467) - BSA Free

Product Information

Unit Size	0.1 ml
Concentration	Concentrations vary lot to lot. See vial label for concentration. If unlisted please contact technical services.
Storage	Store at 4C short term. Aliquot and store at -20C long term. Avoid freeze-thaw cycles.
Clonality	Monoclonal
Clone	CL0467
Preservative	0.02% Sodium Azide
Isotype	IgG1
Purity	Protein A purified
Buffer	PBS (pH 7.2) and 40% Glycerol

Product Description

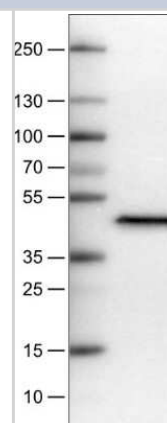
Host	Mouse
Gene ID	337
Gene Symbol	APOA4
Species	Human
Immunogen	This antibody was developed using a recombinant protein derived from P06727, with the exact immunogen sequence remaining proprietary.

Product Application Details

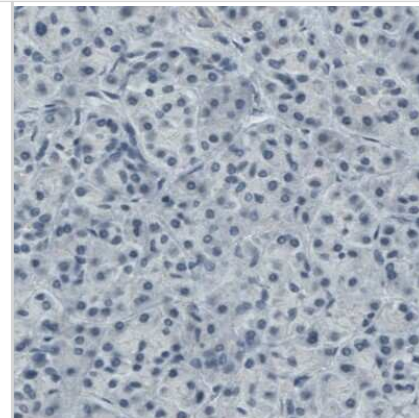
Applications	Western Blot, Immunohistochemistry, Immunohistochemistry-Paraffin
Recommended Dilutions	Western Blot 1 ug/ml, Immunohistochemistry 1:2500 - 1:5000, Immunohistochemistry-Paraffin 1:2500 - 1:5000
Application Notes	For IHC-Paraffin, HIER pH 6 retrieval is recommended.

Images

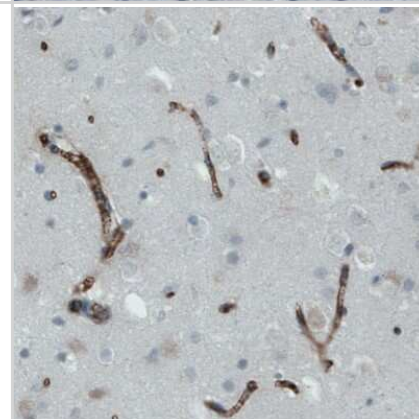
Western Blot: Apolipoprotein A-IV/ApoA4 Antibody (CL0467) [NBP2-52931] - Lane 1: Marker [kDa], Lane 2: Human plasma



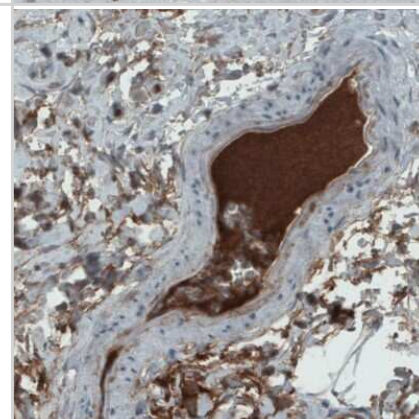
Immunohistochemistry-Paraffin: Apolipoprotein A-IV/ApoA4 Antibody (CL0467) [NBP2-52931] - Staining of human pancreas shows absence of immunoreactivity (negative control).



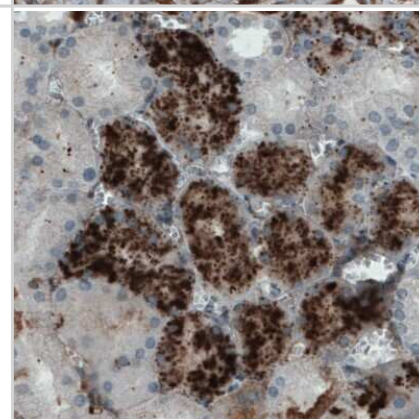
Immunohistochemistry-Paraffin: Apolipoprotein A-IV/ApoA4 Antibody (CL0467) [NBP2-52931] - Staining of human cerebral cortex shows strong positivity in blood vessels.



Immunohistochemistry-Paraffin: Apolipoprotein A-IV/ApoA4 Antibody (CL0467) [NBP2-52931] - Staining of human colon shows strong strong immunoreactivity in plasma in a large blood vessel.



Immunohistochemistry-Paraffin: Apolipoprotein A-IV/ApoA4 Antibody (CL0467) [NBP2-52931] - Staining of human kidney shows strong cytoplasmic immunoreactivity in a subset of renal tubules.





Novus Biologicals USA

10730 E. Briarwood Avenue
Centennial, CO 80112
USA
Phone: 303.730.1950
Toll Free: 1.888.506.6887
Fax: 303.730.1966
nb-customerservice@bio-techne.com

Bio-Techne Canada

21 Canmotor Ave
Toronto, ON M8Z 4E6
Canada
Phone: 905.827.6400
Toll Free: 855.668.8722
Fax: 905.827.6402
canada.inquires@bio-techne.com

Bio-Techne Ltd

19 Barton Lane
Abingdon Science Park
Abingdon, OX14 3NB, United Kingdom
Phone: (44) (0) 1235 529449
Free Phone: 0800 37 34 15
Fax: (44) (0) 1235 533420
info.EMEA@bio-techne.com

General Contact Information

www.novusbio.com
Technical Support: nb-technical@bio-techne.com
Orders: nb-customerservice@bio-techne.com
General: novus@novusbio.com

Products Related to NBP2-52931

NBP2-52931PEP	Apolipoprotein A-IV/ApoA4 Recombinant Protein Antigen
HAF007	Goat anti-Mouse IgG Secondary Antibody [HRP]
NB720-B	Rabbit anti-Mouse IgG (H+L) Secondary Antibody [Biotin]
NBP1-97005-0.5mg	Mouse IgG1 Isotype Control (MG1)

Limitations

This product is for research use only and is not approved for use in humans or in clinical diagnosis. Primary Antibodies are guaranteed for 1 year from date of receipt.

For more information on our 100% guarantee, please visit www.novusbio.com/guarantee

Earn gift cards/discounts by submitting a review: www.novusbio.com/reviews/submit/NBP2-52931

Earn gift cards/discounts by submitting a publication using this product:
www.novusbio.com/publications

