

Product Datasheet

Isocitrate Dehydrogenase 1/IDH1 Antibody (CL0219) - BSA Free NBP2-52882

Unit Size: 0.1 ml

Store at 4C short term. Aliquot and store at -20C long term. Avoid freeze-thaw cycles.

www.novusbio.com



technical@novusbio.com

Protocols, Publications, Related Products, Reviews, Research Tools and Images at:
www.novusbio.com/NBP2-52882

Updated 2/27/2025 v.20.1

Earn rewards for product
reviews and publications.

Submit a publication at www.novusbio.com/publications

Submit a review at www.novusbio.com/reviews/destination/NBP2-52882



NBP2-52882

Isocitrate Dehydrogenase 1/IDH1 Antibody (CL0219) - BSA Free

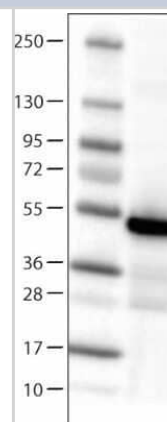
Product Information	
Unit Size	0.1 ml
Concentration	Concentrations vary lot to lot. See vial label for concentration. If unlisted please contact technical services.
Storage	Store at 4C short term. Aliquot and store at -20C long term. Avoid freeze-thaw cycles.
Clonality	Monoclonal
Clone	CL0219
Preservative	0.02% Sodium Azide
Isotype	IgG2a
Purity	Protein A purified
Buffer	PBS (pH 7.2) and 40% Glycerol

Product Description	
Host	Mouse
Gene ID	3417
Gene Symbol	IDH1
Species	Human
Reactivity Notes	Please note that this antibody is reactive to Mouse and derived from the same host, Mouse. Mouse-On-Mouse blocking reagent may be needed for IHC and ICC experiments to reduce high background signal. You can find these reagents under catalog numbers PK-2200-NB and MP-2400-NB. Please contact Technical Support if you have any questions
Immunogen	This antibody was developed using a recombinant protein derived from O75874, with the exact immunogen sequence remaining proprietary.

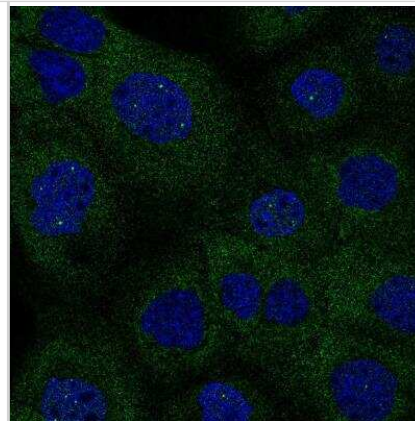
Product Application Details	
Applications	Western Blot, Immunocytochemistry/ Immunofluorescence, Immunohistochemistry, Immunohistochemistry-Paraffin, Knockdown Validated
Recommended Dilutions	Western Blot 1 ug/ml, Immunohistochemistry 1:5000 - 1:10000, Immunocytochemistry/ Immunofluorescence 2-10 ug/ml, Immunohistochemistry-Paraffin 1:5000 - 1:10000, Knockdown Validated
Application Notes	For IHC-Paraffin, HIER pH 6 retrieval is recommended. ICC/IF Fixation/Permeabilization: PFA/Triton X-100.

Images

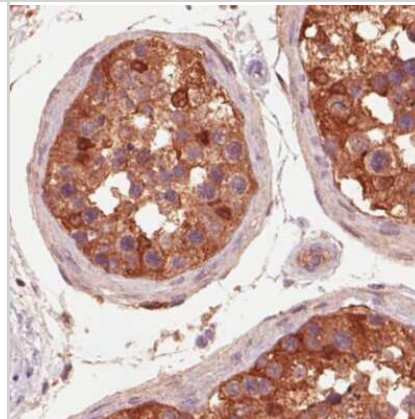
Western Blot: Isocitrate Dehydrogenase 1/IDH1 Antibody (CL0219) [NBP2-52882] - Lane 1: Marker [kDa] Lane 2: Human cell line RT-4



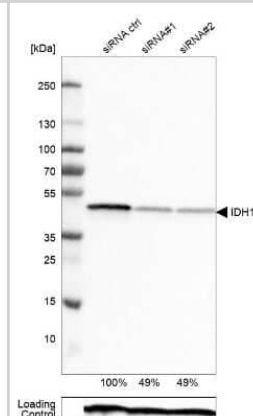
Immunocytochemistry/Immunofluorescence: Isocitrate Dehydrogenase 1/IDH1 Antibody (CL0219) [NBP2-52882] - Staining of A-431 cells using the anti-IDH1 monoclonal antibody, showing specific staining in the cytosol and nuclear bodies in green. Microtubule- and nuclear probes are visualized in red and blue, respectively (where available). Antibody staining is shown in green.



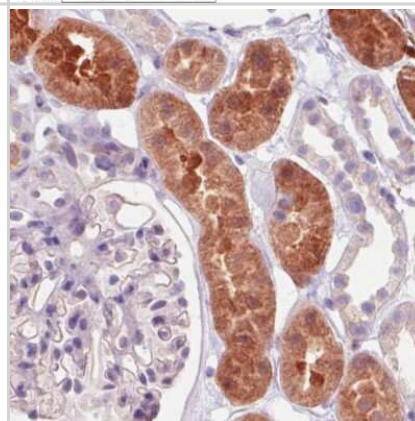
Immunohistochemistry-Paraffin: Isocitrate Dehydrogenase 1/IDH1 Antibody (CL0219) [NBP2-52882] - Staining of human testis shows strong immunoreactivity in seminiferous tubules.



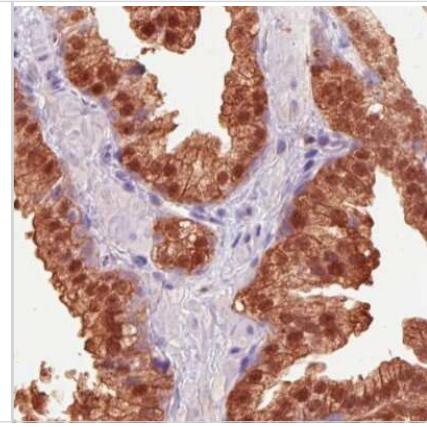
Western Blot: Isocitrate Dehydrogenase 1/IDH1 Antibody (CL0219) [NBP2-52882] - Analysis in RT-4 cells transfected with control siRNA, target specific siRNA probe #1 and #2, using Anti-IDH1 antibody. Remaining relative intensity is presented. Loading control: Anti-PPIB.



Immunohistochemistry-Paraffin: Isocitrate Dehydrogenase 1/IDH1 Antibody (CL0219) [NBP2-52882] - Staining of human kidney shows strong positivity in a subset of renal tubules.



Immunohistochemistry-Paraffin: Isocitrate Dehydrogenase 1/IDH1 Antibody (CL0219) [NBP2-52882] - Staining of human prostate shows strong positivity in glandular epithelium.





Novus Biologicals USA

10730 E. Briarwood Avenue
Centennial, CO 80112
USA
Phone: 303.730.1950
Toll Free: 1.888.506.6887
Fax: 303.730.1966
nb-customerservice@bio-techne.com

Bio-Techne Canada

21 Canmotor Ave
Toronto, ON M8Z 4E6
Canada
Phone: 905.827.6400
Toll Free: 855.668.8722
Fax: 905.827.6402
canada.inquires@bio-techne.com

Bio-Techne Ltd

19 Barton Lane
Abingdon Science Park
Abingdon, OX14 3NB, United Kingdom
Phone: (44) (0) 1235 529449
Free Phone: 0800 37 34 15
Fax: (44) (0) 1235 533420
info.EMEA@bio-techne.com

General Contact Information

www.novusbio.com
Technical Support: nb-technical@bio-techne.com
Orders: nb-customerservice@bio-techne.com
General: novus@novusbio.com

Products Related to NBP2-52882

NBP2-52882PEP	Isocitrate Dehydrogenase 1/IDH1 Recombinant Protein Antigen
HAF007	Goat anti-Mouse IgG Secondary Antibody [HRP]
NB720-B	Rabbit anti-Mouse IgG (H+L) Secondary Antibody [Biotin]
NBP1-96778	Mouse IgG2a Isotype Control (M2A)

Limitations

This product is for research use only and is not approved for use in humans or in clinical diagnosis. Primary Antibodies are guaranteed for 1 year from date of receipt.

For more information on our 100% guarantee, please visit www.novusbio.com/guarantee

Earn gift cards/discounts by submitting a review: www.novusbio.com/reviews/submit/NBP2-52882

Earn gift cards/discounts by submitting a publication using this product:
www.novusbio.com/publications

