

Product Datasheet

PCM1 Antibody (CL0206) - BSA Free NBP2-52878

Unit Size: 0.1 ml

Store at 4C short term. Aliquot and store at -20C long term. Avoid freeze-thaw cycles.

www.novusbio.com



technical@novusbio.com

Protocols, Publications, Related Products, Reviews, Research Tools and Images at:
www.novusbio.com/NBP2-52878

Updated 9/9/2025 v.20.1

Earn rewards for product
reviews and publications.

Submit a publication at www.novusbio.com/publications

Submit a review at www.novusbio.com/reviews/destination/NBP2-52878



NBP2-52878

PCM1 Antibody (CL0206) - BSA Free

Product Information	
Unit Size	0.1 ml
Concentration	Concentrations vary lot to lot. See vial label for concentration. If unlisted please contact technical services.
Storage	Store at 4C short term. Aliquot and store at -20C long term. Avoid freeze-thaw cycles.
Clonality	Monoclonal
Clone	CL0206
Preservative	0.02% Sodium Azide
Isotype	IgG1
Purity	Protein A purified
Buffer	PBS (pH 7.2) and 40% Glycerol

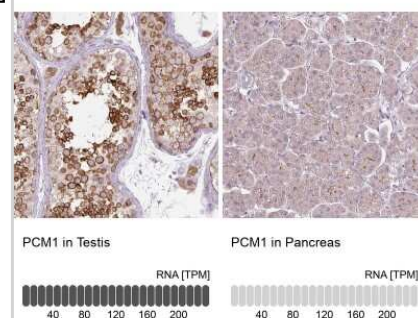
Product Description	
Description	Novus Biologicals Mouse PCM1 Antibody (CL0206) - BSA Free (NBP2-52878) is a monoclonal antibody validated for use in IHC and WB. All Novus Biologicals antibodies are covered by our 100% guarantee.
Host	Mouse
Gene ID	5108
Gene Symbol	PCM1
Species	Human
Reactivity Notes	Please note that this antibody is reactive to Mouse and derived from the same host, Mouse. Mouse-On-Mouse blocking reagent may be needed for IHC and ICC experiments to reduce high background signal. You can find these reagents under catalog numbers PK-2200-NB and MP-2400-NB. Please contact Technical Support if you have any questions
Immunogen	This antibody was developed using a recombinant protein derived from Q15154, with the exact immunogen sequence remaining proprietary.

Product Application Details	
Applications	Western Blot, Immunohistochemistry-Paraffin, Immunohistochemistry
Recommended Dilutions	Western Blot 1 ug/ml, Immunohistochemistry 1:200 - 1:500, Immunohistochemistry-Paraffin 1:200 - 1:500
Application Notes	For IHC-Paraffin, HIER pH 6 retrieval is recommended.

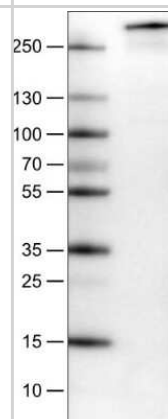


Images

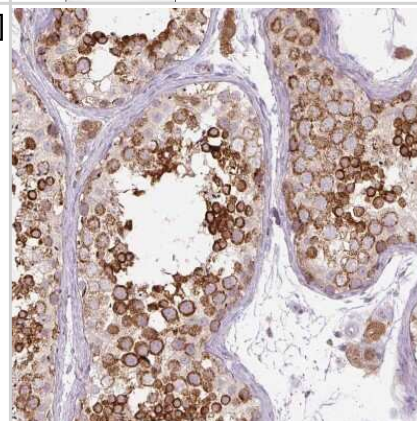
Immunohistochemistry-Paraffin: PCM1 Antibody (CL0206) [NBP2-52878]
- Staining in human testis and pancreas tissues. Corresponding PCM1 RNA-seq data are presented for the same tissues.



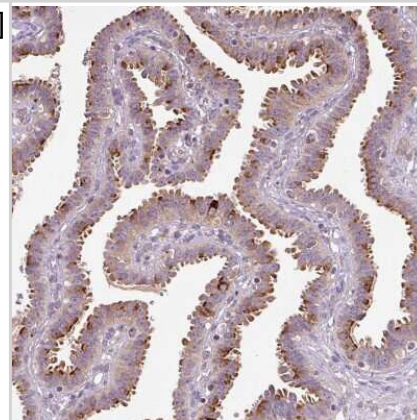
Western Blot: PCM1 Antibody (CL0206) [NBP2-52878] - Lane 1: Marker [kDa], Lane 2: Human cell line U-251



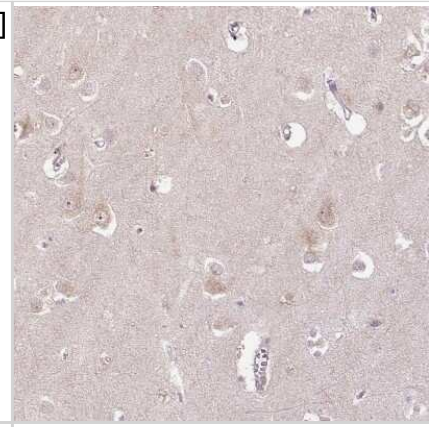
Immunohistochemistry-Paraffin: PCM1 Antibody (CL0206) [NBP2-52878]
- Staining of human testis shows moderate to strong cytoplasmic positivity in cells in seminiferous ducts.



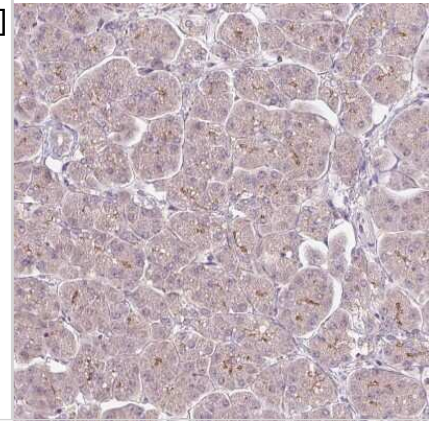
Immunohistochemistry-Paraffin: PCM1 Antibody (CL0206) [NBP2-52878]
- Staining of human fallopian tube shows moderate to strong positivity in the apical cytoplasm of glandular cells.



Immunohistochemistry-Paraffin: PCM1 Antibody (CL0206) [NBP2-52878]
- Staining of human cerebral cortex shows weak cytoplasmic positivity in neurons.



Immunohistochemistry-Paraffin: PCM1 Antibody (CL0206) [NBP2-52878]
- Staining of human pancreas shows very weak cytoplasmic positivity in exocrine glandular cells as expected.





Novus Biologicals USA

10730 E. Briarwood Avenue
Centennial, CO 80112
USA
Phone: 303.730.1950
Toll Free: 1.888.506.6887
Fax: 303.730.1966
nb-customerservice@bio-techne.com

Bio-Techne Canada

21 Canmotor Ave
Toronto, ON M8Z 4E6
Canada
Phone: 905.827.6400
Toll Free: 855.668.8722
Fax: 905.827.6402
canada.inquires@bio-techne.com

Bio-Techne Ltd

19 Barton Lane
Abingdon Science Park
Abingdon, OX14 3NB, United Kingdom
Phone: (44) (0) 1235 529449
Free Phone: 0800 37 34 15
Fax: (44) (0) 1235 533420
info.EMEA@bio-techne.com

General Contact Information

www.novusbio.com
Technical Support: nb-technical@bio-techne.com
Orders: nb-customerservice@bio-techne.com
General: novus@novusbio.com

Products Related to NBP2-52878

NBP2-52878PEP	PCM1 Recombinant Protein Antigen
HAF007	Goat anti-Mouse IgG Secondary Antibody [HRP]
NB720-B	Rabbit anti-Mouse IgG (H+L) Secondary Antibody [Biotin]
NBP1-97005-0.5mg	Mouse IgG1 Isotype Control (MG1)

Limitations

This product is for research use only and is not approved for use in humans or in clinical diagnosis. Primary Antibodies are guaranteed for 1 year from date of receipt.

For more information on our 100% guarantee, please visit www.novusbio.com/guarantee

Earn gift cards/discounts by submitting a review: www.novusbio.com/reviews/submit/NBP2-52878

Earn gift cards/discounts by submitting a publication using this product:
www.novusbio.com/publications

